



# **Kennesaw State University**

## **2015-2016 Fact Book**



**Enterprise Information Management  
and Institutional Research**



The Office of Enterprise Information Management and Institutional Research is pleased to provide the 2015-2016 Fact Book. This edition includes student information from Fall Semester 2015 and fiscal year information through June 30, 2015.

Effective Fall Semester 2015, Kennesaw State University and Southern Polytechnic State University consolidated into one institution.

The consolidated University maintains campuses in Kennesaw and Marietta. The University houses 13 colleges:<sup>1</sup>

- College of Architecture and Construction Management
- College of the Arts
- Michael J. Coles College of Business
- College of Computing and Software Engineering
- Leland and Clarice C. Bagwell College of Education
- Southern Polytechnic College of Engineering and Engineering Technology
- WellStar College of Health and Human Services
- College of Humanities and Social Sciences
- College of Science and Mathematics
- College of Continuing and Professional Education
- Graduate College
- Honors College
- University College

Historical information from Southern Polytechnic State University (SPSU) is not available and not displayed within this Fact Book. SPSU aggregate information is not included unless otherwise noted.

We welcome your comments and suggestions for future editions.

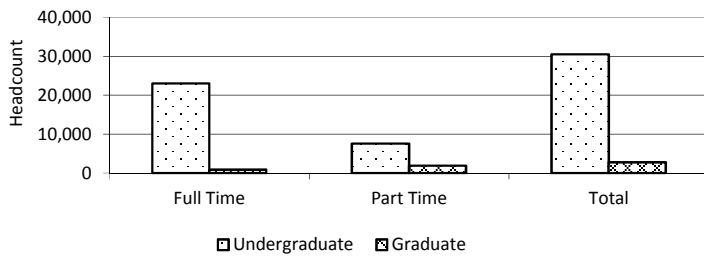
Robert E. Smith, Ed.D.  
Chief Data Officer and  
AVP for Enterprise Information Management and Institutional Research  
[rsmit429@kennesaw.edu](mailto:rsmit429@kennesaw.edu)  
470-578-3282

1. University System of Georgia  
[http://www.usg.edu/news/release/board\\_of\\_regents\\_finalizes\\_consolidation\\_of\\_ksu\\_and\\_spsu](http://www.usg.edu/news/release/board_of_regents_finalizes_consolidation_of_ksu_and_spsu)

# KENNESAW STATE UNIVERSITY FALL 2015 FACT SHEET

## Enrollment Characteristics

**Fall 2015 Enrollment**



	Full Time	Part Time	Total
<b>Undergraduate</b>	22,974	7,506	30,480
<b>Graduate</b>	929	1,843	2,772
<b>Total</b>	<b>23,903</b>	<b>9,349</b>	<b>33,252</b>

	Graduate	Undergraduate	Total
<b>Lower Level</b>		14,652	14,652
<b>Upper Level</b>		15,629	15,629
<b>Transients and Other</b>		199	199
<b>Non- Degree Seeking</b>	74		74
<b>Masters</b>	2,112		2,112
<b>Educ. Spec.</b>	354		354
<b>Doctorate</b>	232		232
<b>Total</b>	<b>2,772</b>	<b>30,480</b>	<b>33,252</b>

## Student Characteristics

Gender	Graduate	Undergraduate
Male	1,142	15,566
%	41%	51%
Female	1,630	14,914
%	59%	49%
Total	2,772	30,480
%	100%	100%

Race/Ethnic Background	Graduate	Undergraduate
Unknown	177	699
%	6.4%	2.3%
African American	648	6,124
%	23.4%	20.1%
Amer Ind	6	66
%	0.2%	0.2%
Asian	115	1,310
%	4.1%	4.3%
Hispanic	138	2,586
%	5.0%	8.5%
International	177	561
%	6.4%	1.8%
White	1,471	17,774
%	53.1%	58.3%
Native Hawaiian or Other Pac Islander	1	40
%	0.0%	0.1%
Two or More	39	1,320
%	1.4%	4.3%
Total	2,772	30,480
%	100%	100%

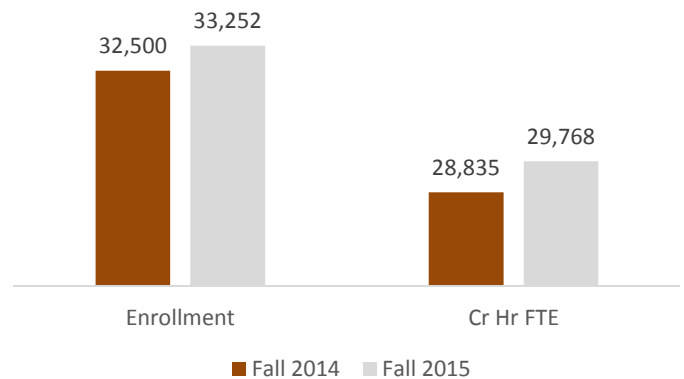
## Student Characteristics Continued

Student Class Level	Graduate	Undergraduate
Dual Enrollment		439
Freshman	.	7,365
Sophomore	.	6,848
Junior	.	6,838
Senior	.	8,791
Graduate	2,772	
Transient		89
Other		110
<b>Total</b>	<b>2,772</b>	<b>30,480</b>

### Undergraduate Cohorts

First-Time Full-Time Students	
Fall 2015	4,887
SATC 25th and 75%	1010 - 1180
SATC Mean	1100
Admit GPA	3.25
Retention Rate	
Fall 2014	78%
Six Year Graduation Rate	
Fall 2009	41%

**Enrollment and Student Credit Hour FTE Growth**



## Comparisons

	Fall 2014	Fall 2015	% Change
<b>Enrollment</b>	32,500	33,252	2.3%
<b>Cr Hr FTE</b>	28,835	29,768	3.2%

Note: University System of Georgia Student Credit Hour Full-time Student Equivalent: Undergraduate = Semester CrHr / 12 + Graduate = Semester CrHr / 9

# KENNESAW STATE UNIVERSITY FALL 2015 FACT SHEET

Student Program of Study and Interests	Graduate <sup>1</sup>	Undergraduate <sup>1</sup>	Student Program of Study and Interests	Graduate <sup>1</sup>	Undergraduate <sup>1</sup>
Accounting	6	601	Culinary Sustainability and	.	7
Accounting (Interest)	.	478	Curriculum and Instruction	54	.
Advanced Care Management	11	.	Dance	.	79
African and African Diaspora	.	11	Dance (Interest)	.	9
American Studies	26	.	Digital and Social Media	8	.
Anthropology	.	138	Doctorate of Business	43	.
Apparel and Textiles	.	50	Dual Enrollment Honors	.	443
Applied Computer Science	.	147	Early Childhood Education	5	.
Applied Computer Science	.	1	Early Childhood Education (Birth	.	23
Applied Engineering	15	.	Early Childhood Education (Birth	.	31
Applied Statistics	72	.	Early Childhood Education	73	.
Architecture	5	316	Early Childhood Education (P-5)	.	301
Art	.	243	Early Childhood Education (P-5)	.	641
Art (Interest)	.	201	Economics	1	77
Art Education (P-12)	.	6	Economics (Interest)	.	111
Art Education (P-12) (Interest)	.	50	Educational Leadership	50	.
Art History	.	31	Educational Leadership for	121	.
Auditor	.	49	Electrical Engineering	.	492
BS in Physics	.	3	Electrical Engineering	.	31
Bagwell College of Education	.	16	English	.	359
Biochemistry	.	241	English Education	.	37
Biology	.	1,686	English Education (Secondary)	.	99
Biology (Interest)	.	11	Environmental Engineering	.	20
Biology Education	.	3	Environmental Sciences	.	30
Biology Education (Secondary)	.	22	Exercise Science	.	785
Biology Education (Secondary)	.	6	Exercise Science (Interest)	.	314
Biotechnology	.	40	Exercise and Health Science	.	9
Biotechnology (Interest)	.	1	Finance	.	374
Business Administration	1	71	Finance (Interest)	.	367
CIT in Information Technology	7	.	General Studies	2	21
Cert-Non-Degree-Grad-Fin-Aid	26	2	Geographic Information Science	.	62
Certificate (Graduate)	8	.	Geographic Information Science	.	1
Chemical Science	14	.	Geography	.	42
Chemistry	1	367	Grad Cert in Info Tech	1	.
Chemistry (Interest)	.	3	Grad Trans Cert in Info Tech	4	.
Chemistry/Biochemistry	.	1	Graduate Certificate in Software	12	.
Civil Engineering	14	401	Health Information Technology	1	.
Civil Engineering Technology	.	12	Health and Physical Education	.	87
Civil Engineering Technoloy	1	24	Health and Physical Education-	.	23
Coles College of Business	.	233	History	.	218
College of Science and	.	1	History (Interest)	.	1
Communication	.	788	History Education (Secondary)	.	40
Communication (Interest)	.	519	History Education (Secondary)	.	134
Computational Applied Math	.	24	Human Services	.	223
Computer Engineering	3	241	Human Services (Interest)	.	119
Computer Game Design and	.	312	Industrial Engineering Tech	1	158
Computer Science	84	1,204	Industrial Engineering	.	66
Computer Science-Interest	.	80	Info Tech Foundations	1	.
Conflict Management	39	.	Information Design and Com	10	.
Construction Engineering	.	28	Information Sec Tech	1	.
Construction Management	12	221	Information Security and	.	167
Creative Writing Graduate	2	.	Information Security and	.	94
Criminal Justice	21	699	Information Systems	.	228
Criminal Justice (Interest)	.	4	Information Systems (Interest)	.	153
Cross Registration	.	4	Information Technology	263	431
Culinary Sustainability and	1	229	Information and Instructional	7	.

# KENNESAW STATE UNIVERSITY FALL 2015 FACT SHEET

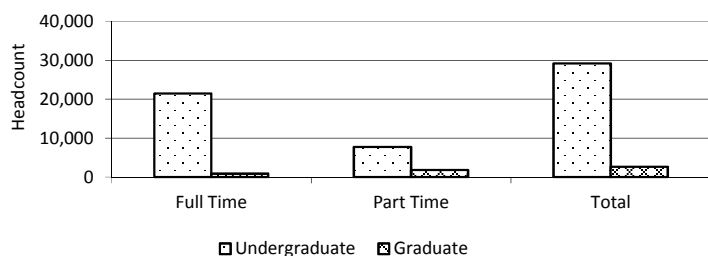
Student Program of Study and Interests			Student Program of Study		
	Graduate <sup>1</sup>	Undergraduate <sup>1</sup>		Graduate <sup>1</sup>	Undergraduate <sup>1</sup>
Instructional Design	2	.	Nursing (Traditional)	.	251
Instructional Technology	346	.	Ph.D. in Analytics and Data	7	.
Integrated Global	17	.	Philosophy	.	44
Integrative Biology	20	.	Philosophy (Interest)	.	1
Integrative Studies	.	216	Physics	.	33
Interdisciplinary Studies	.	3	Physics BS	.	31
International Affairs	.	243	Political Science	.	316
International Business	.	160	Pre-Design Arch	.	8
International Business (Interest)	.	239	Professional Sales	.	62
International Conflict	38	.	Professional Sales (Interest)	.	57
International Policy	24	.	Professional Writing	44	.
International Studies	.	11	Psychology	.	1,488
Land Surveying (Certificate)	.	1	Psychology (Interest)	.	11
Leadership and Ethics	8	.	Public Relations	.	22
MBA-General	33	.	Public Relations-Interest	.	42
MS Master of Science in First-	13	.	Quality Assurance	75	.
MS-Applied Exercise and Health	24	.	Reading	4	.
MS-Computer Science	16	.	Secondary Education	77	.
MS-Information Systems	46	.	Social Work	74	.
Managememnt	.	1	Sociology	.	400
Management	.	568	Sociology (Interest)	.	2
Management (Interest)	1	723	Software Engineering	54	220
Management and	.	3	Software Engineering Cert	4	.
Manufacturing Operations	.	17	Software Engineering Fund	1	.
Marketing	1	461	Special Education	36	.
Marketing (Interest)	.	627	Sport Management	.	436
Master of Accounting	52	.	Sport Management-Interest	.	1
Master of Arts in Teaching	80	.	Supply Chain Logistics	.	24
Master of Business	321	.	Surveying and Mapping	.	17
Master of Public Administration	65	.	Systems Engineering	37	44
Mathematics	3	199	Teacher Leadership	72	.
Mathematics (Interest)	.	5	Teacher Leadership for Learning	16	.
Mathematics Education	.	3	Teaching English to Speakers of	18	.
Mathematics Education	.	27	Tech and Prof Communication	2	28
Mathematics Education	.	74	Telecommunications Engineering	.	5
Mechanical Engineering	.	1,020	Telecommunications Eng Tech	3	126
Mechanical Engineering Tech	2	245	Theatre and Performance	.	180
Mechanical Engineering	.	89	Theatre and Performance	.	16
Mechatronics Engineering	.	329	Transient (Graduate)	8	.
Middle Grades Education	17	.	Transient (Undergraduate)	.	86
Middle Grades Education (4-8)	.	103	University Undeclared	.	2,086
Middle Grades Education (4-8)	.	108	Visual Communication and	1	.
Modern Language and Culture	.	176	WellStar Primary Care Nurse	63	.
Modern Language and Culture	.	2	WellStar Primary Care Nurse	1	.
Music	.	22	Writing and New Media	.	22
Music Education (P-12)	.	29	<b>ALL</b>	<b>2,772</b>	<b>30,480</b>
Music Education (P-12)	.	78			
Music Performance	.	87			
Music Performance (Interest)	.	16			
New Media Arts	.	125			
Non-Degree Seeking (Graduate)	1	.			
Non-Degree Seeking	1	62			
Nursing (Accelerated)	.	108			
Nursing (D.S.N.)	17	.			
Nursing (Interest)	.	1,506			
Nursing (RN-B.S.N.)	.	9			

Prepared by The Office Enterprise Information  
Management and Institutional Research  
Kennesaw State University  
3391 Town Point Drive  
Kennesaw Georgia 30101  
<http://www.kennesaw.edu/>

# KENNESAW STATE UNIVERSITY SPRING 2016 FACT SHEET

## Enrollment Characteristics

**Spring 2016 Enrollment**



	Full Time	Part Time	Total
<b>Undergraduate</b>	21,395	7,713	29,108
<b>Graduate</b>	865	1,759	2,624
<b>Total</b>	<b>22,260</b>	<b>9,472</b>	<b>31,732</b>

	Graduate	Undergraduate	Total
<b>Lower Level</b>		12,568	12,568
<b>Upper Level</b>		16,353	16,353
<b>Transients and Other</b>		187	187
<b>Non- Degree Seeking</b>	60		60
<b>Masters</b>	1,983		1,983
<b>Educ. Spec.</b>	350		350
<b>Doctorate</b>	231		231
<b>Total</b>	<b>2,624</b>	<b>29,108</b>	<b>31,732</b>

## Student Characteristics

Gender	Graduate	Undergraduate
Male	1,094	14,947
%	42%	51%
Female	1,530	14,161
%	58%	49%
Total	2,624	29,108
%	100%	100%

Race/Ethnic Background	Graduate	Undergraduate
Unknown	163	662
%	6.2%	2.3%
African American	610	6,052
%	23.2%	20.8%
Amer Ind	6	64
%	0.2%	0.2%
Asian	109	1,263
%	4.2%	4.3%
Hispanic	118	2,516
%	4.5%	8.6%
International	159	536
%	6.1%	1.8%
White	1,419	16,734
%	54.1%	57.5%
Native Hawaiian or Other Pac Islander	1	40
%	0.0%	0.1%
Two or More	39	1,241
%	1.5%	4.3%
Total	2,624	29,108
%	100%	100%

## Student Characteristics Continued

Student Class Level	Graduate	Undergraduate
Dual Enrollment		420
Freshman	.	5,487
Sophomore	.	6,661
Junior	.	7,141
Senior	.	9,212
Graduate	2,624	
Transient		70
Other		117
<b>Total</b>	<b>2,624</b>	<b>29,108</b>

### Undergraduate Cohort

First-Time Full-Time Students	
Fall 2015	4,887
Retained	
Spring 2016	4,617
%	94.5%

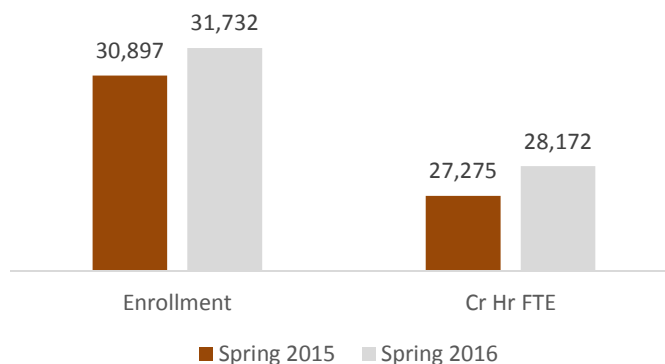
### Retention Rate (to Fall 2015)

Fall 2014	78%
-----------	-----

### Six Year Graduation Rate

Fall 2009	41%
-----------	-----

**Enrollment and Student Credit Hour FTE Growth**



## Comparisons

	Spring 2015	Spring 2016	% Change
<b>Enrollment</b>	30,897	31,732	2.7%
<b>Cr Hr FTE</b>	27,275	28,172	3.3%

Note: University System of Georgia Student Credit Hour Full-time Student Equivalent: Undergraduate = Semester CrHr / 12 + Graduate = Semester CrHr / 9

# KENNESAW STATE UNIVERSITY SPRING 2016 FACT SHEET

Student Program of Study and Interests	Graduate <sup>1</sup>	Undergraduate <sup>1</sup>	Student Program of Study and Interests	Graduate <sup>1</sup>	Undergraduate <sup>1</sup>
AS General Studies	2	13	Creative Writing Graduate	3	.
Accounting	4	512	Criminal Justice	15	664
Accounting (Interest)	.	531	Criminal Justice (Interest)	.	2
Advanced Care Management	11	.	Cross Registration	.	4
African and African Diaspora	.	15	Culinary Sustainability and	1	231
American Studies	26	.	Culinary Sustainability and	.	4
Anthropology	.	138	Curriculum and Instruction	41	.
Anthropology (Interest)	.	1	Dance	.	64
Apparel and Textiles	.	59	Dance (Interest)	.	7
Applied Computer Science	.	121	Digital and Social Media	8	.
Applied Computer Science	.	1	Doctorate of Business	41	.
Applied Engineering	14	.	Dual Enrollment Honors	.	419
Applied Exercise & Health	28	.	Early Childhood Education	5	.
Applied Statistics	61	.	Early Childhood Education (Birth	.	24
Architecture	5	332	Early Childhood Education (Birth	.	24
Art	.	239	Early Childhood Education	71	.
Art (Interest)	.	165	Early Childhood Education (P-5)	.	374
Art Education (P-12)	.	8	Early Childhood Education (P-5)	.	556
Art Education (P-12) (Interest)	.	48	Economics	1	67
Art History	.	32	Economics (Interest)	.	115
Art History (Interest)	.	3	Educational Leadership	44	.
Auditor	.	46	Educational Leadership for	113	.
BS in Physics	.	4	Electrical Engineering	.	531
Bagwell College of Education	.	12	Electrical Engineering	.	43
Biochemistry	.	229	English	1	345
Biology	.	1,580	English (Interest)	.	1
Biology (Interest)	.	6	English Education (Secondary)	.	54
Biology Education	.	2	English Education (Secondary)	.	69
Biology Education (Secondary)	.	15	Environmental Engineering	.	12
Biology Education (Secondary)	.	7	Environmental Engineering	.	13
Biotechnology	.	29	Environmental Sciences	.	52
Biotechnology (Interest)	.	1	Exercise & Health Science	.	3
Business Administration	1	19	Exercise & Health Science	.	4
CIT in Information Technology	5	.	Exercise Science	.	794
Cert-Non-Degree-Grad-Fin-Aid	23	1	Exercise Science (Interest)	.	209
Certificate (Graduate)	9	.	Finance	.	316
Chemical Science	15	.	Finance (Interest)	.	448
Chemistry	.	330	Geographic Information Science	.	51
Chemistry (Interest)	1	1	Geographic Information Science	.	1
Chemistry/Biochemistry	.	1	Geography	.	54
Civil Engineering	11	405	Grad Cert in Info Tech	1	.
Civil Engineering Technology	.	8	Grad Trans Cert in Info Tech	2	.
Civil Engineering Technology	1	13	Graduate Certificate in Software	8	.
Coles College of Business	.	222	Health & Physical Education (P-	.	77
College of Science and	.	1	Health & Physical Education (P-	.	51
Communication	.	685	Health Information Technology	1	.
Communication (Interest)	.	565	History	.	206
Computational Applied	.	37	History (Interest)	.	1
Computer Engineering	2	206	History Education (Secondary)	.	51
Computer Game Design and	.	297	History Education (Secondary)	.	124
Computer Science	61	1,169	Human Services	.	191
Computer Science (Interest)	.	57	Human Services (Interest)	.	175
Computer Science Foundations	3	.	Industrial Engineering Tech	.	143
Conflict Management	18	.	Industrial Engineering	.	107
Construction Engineering	.	30	Info Tech Foundations	14	.
Construction Management	10	242	Information Design and Com	9	.



# KENNESAW STATE UNIVERSITY SPRING 2016 FACT SHEET

## Student Program of Study and Interests

	Graduate <sup>1</sup>	Undergraduate <sup>1</sup>
Information Sec Tech	1	.
Information Security and	.	149
Information Security and	.	111
Information Systems	56	178
Information Systems (Interest)	.	180
Information Technology	243	528
Information and Instructional	5	.
Instructional Design	2	.
Instructional Technology	337	.
Integrated Global	9	.
Integrative Biology	20	.
Integrative Studies	.	260
Interdisciplinary Studies	.	5
International Affairs	.	233
International Affairs (Interest)	.	1
International Business	.	124
International Business (Interest)	.	211
International Conflict	46	.
International Policy	22	.
International Studies	.	4
Land Surveying (Certificate)	.	1
Leadership and Ethics	6	.
MBA-General	14	.
MS Master of Science in First-	10	.
MS-Computer Science	25	.
Managememnt	.	1
Management	.	494
Management (Interest)	2	817
Management and	.	1
Manufacturing Operations	.	17
Marketing	2	379
Marketing (Interest)	.	692
Master of Accounting	56	.
Master of Arts in Teaching	79	.
Master of Business	340	.
Master of Public Administration	69	.
Mathematics	3	162
Mathematics Education	.	2
Mathematics Education	.	31
Mathematics Education	.	64
Mechanical Engineering	.	1,067
Mechanical Engineering Tech	3	198
Mechanical Engineering	.	123
Mechatronics Engineering	.	333
Middle Grades Education	16	.
Middle Grades Education (4-8)	.	106
Middle Grades Education (4-8)	.	94
Modern Language and Culture	.	169
Modern Language and Culture	.	1
Music	.	20
Music (Interest)	.	5
Music Education (P-12)	.	31
Music Education (P-12)	.	73
Music Performance	.	75
Music Performance (Interest)	.	9
New Media Arts	.	103

## Student Program of Study

	Graduate <sup>1</sup>	Undergraduate <sup>1</sup>
Non-Degree Seeking (Graduate)	1	.
Non-Degree Seeking	1	72
Nursing (Accelerated)	.	102
Nursing (D.S.N.)	14	.
Nursing (Interest)	.	1,314
Nursing (RN-B.S.N.)	.	2
Nursing (Traditional)	1	260
Ph.D. in Analytics and Data	6	.
Philosophy	.	42
Philosophy (Interest)	.	2
Physics	.	26
Physics BS	.	38
Political Science	1	318
Pre-Design Arch	.	10
Professional Sales	.	52
Professional Sales (Interest)	.	81
Professional Writing	48	.
Psychology	.	1,459
Psychology (Interest)	.	7
Public Relations	.	57
Public Relations-Interest	.	106
Quality Assurance	68	.
Reading	4	.
Secondary Education	73	.
Social Work	69	.
Sociology	.	414
Sociology (Interest)	.	1
Software Engineering	55	218
Software Engineering Cert	2	.
Software Engineering Fund	11	.
Special Education	36	.
Sport Management	.	445
Sport Management (Interest)	.	4
Supply Chain Logistics	.	22
Surveying and Mapping	.	22
Systems Engineering	38	56
Teacher Leadership	73	.
Teacher Leadership for Learning	16	.
Teaching English to Speakers of	18	.
Tech and Prof Communication	.	24
Telecommuncations Engineering	.	3
Telecommunications Eng Tech	3	112
Theatre and Performance	.	156
Theatre and Performance	.	13
Transient (Graduate)	1	.
Transient (Undergraduate)	.	69
University Undeclared	.	1,412
WellStar Primary Care Nurse	29	.
Writing and New Media	.	18
<b>ALL</b>	<b>2,624</b>	<b>29,108</b>

Prepared by The Office Enterprise Information Mgt and Instit Research  
 Kennesaw State University  
 3391 Town Point Drive  
 Kennesaw Georgia 30101  
<http://www.kennesaw.edu/>





# **Kennesaw State University**

## **2015-2016 Fact Book**

### **GENERAL INFORMATION**

## **GENERAL INFORMATION ADMINISTRATION**

### **PRESIDENTS OF KENNESAW STATE UNIVERSITY**



**PRESIDENT DANIEL S. PAPP, Ph.D.**

Daniel S. Papp has served as president of Kennesaw State University, Georgia's third-largest university, since July 2006. Under his leadership, Kennesaw State has risen in academic stature. In 2010, it became a doctorate-granting institution and launched its first Ph.D. program. In 2012, Kennesaw State was recognized as one of the top universities in the South; it was designated as a comprehensive university in 2013; and its first-year experience program was ranked for the 12th consecutive year in 2014 as one of the best in the nation by U.S. News & World Report. In 2015, Kennesaw State and Southern Polytechnic State University consolidated to create one of the 50 largest public universities in the country with more than 33,000 students. Most recently, The Carnegie Classification of Institutions of Higher Learning elevated KSU to an R3 research institution which signals exciting prospects for the advancement of research and scholarship at the University.

Since Papp became president, the University also has completed its transition to NCAA Division I and expanded its infrastructure with the opening of state-of-the-art buildings, such as the five-story science lab addition, the health sciences building and the KSU Sports and Recreation Park, including the 8,300-seat Fifth Third Bank Stadium.

Prior to assuming the presidency of Kennesaw State, Papp, an international affairs scholar, served as senior vice chancellor for academics and fiscal affairs of the University System of Georgia from 2000 to 2006. In that role, Papp was responsible for system-wide academic issues,

business and financial affairs, academic and business information-technology systems and strategic planning for the university system's institutions. Previously, Papp directed educational programs for Yamacraw, Georgia's initiative to become a global leader in broadband technologies. He served as interim president of Southern Polytechnic State University from 1997 to 1998 and as faculty executive assistant to the president of Georgia Institution of Technology from 1994 to 1997.

Papp was founding director of Georgia Tech's Sam Nunn School of International Affairs from 1990 to 1993 and director of Georgia Tech's School of Social Sciences from 1980 to 1990. He joined Georgia Tech's faculty in 1973 as an assistant professor of international affairs.

While at Tech, Papp was also visiting professor at the Western Australia Institute of Technology; research professor at the Strategic Studies Institute of the U.S. Army War College; senior research professor at the Center for Aerospace Doctrine, Research and Education of the U.S. Air War College; and visiting professor at Fudan University in Shanghai. In 1993, Papp was recognized as a distinguished professor at Georgia Tech, the first-time the honor was given to faculty other than an engineer or physical scientist. He has twice been awarded the Army's Outstanding Civilian Service medal.

Papp is a Phi Beta Kappa graduate of Dartmouth College and received his Ph.D. in international affairs from the University of Miami. His academic specialties include international security policy and U.S. and Russian foreign and defense policies. He has authored or edited 10 books on these topics, including the biography of former U.S. Secretary of State Dean Rusk. He has published more than 60 journal articles and chapters in edited books.

*Source: Office of the President*

---

**Past Presidents - KSU**

Horace W. Sturgis, Ph.D., 1965 – 1980

Betty L. Siegel, Ph.D., 1981 – 2006

Daniel S. Papp, Ph.D., 2006 – Present

**Past Presidents – SPSU**

Stephen R. Cheshier, Ph.D., 1980 - 1997

Lisa A. Rossbacher, Ph.D., 1998 – 2014

---

# GENERAL INFORMATION ACCREDITATION

## Institutional Accreditation

### Kennesaw State University

Kennesaw State University is accredited by the Southern Association of Colleges and Schools Commission on Colleges (SACSCOC) to award baccalaureate, masters, specialist and doctoral degrees. Contact the Southern Association of Colleges and Schools Commission on Colleges at 1866 Southern Lane, Decatur, Georgia 30033-4097, telephone 404-679-4500, <http://www.sacscoc.org> for questions about the accreditation of Kennesaw State University.

In January 2015, the BOR gave final approval for Kennesaw State University (KSU) and Southern Polytechnic State University (SPSU) to consolidate and form the new KSU. The consolidated KSU operating budget for FY 2016 became effective July 2015. The consolidation of the curriculum occurred in August 2015. SACSCOC gave final approval of the consolidation in December 2015.

### Kennesaw State University Police Department

The Department of Public Safety and University Police at KSU is committed to the students, faculty, staff and parents. It maintains a force of certified police officers, whose duties include enforcing laws, preventing and investigating crimes, providing security, and encouraging safety awareness. *Source: Kennesaw State University Annual Security and Fire Safety Report 2015, <http://police.kennesaw.edu/>.*

The Office of Emergency Management, a division of the Department of Public Safety, has the primary responsibility of the emergency management function at Kennesaw State. In 2014, KSU became the first public school in the University System of Georgia to be designated a "StormReady" community by the National Weather Service.

## Professional Accreditation

### Bagwell College of Education

All Educator Preparation Provider (EPP) Unit Programs are accredited by National Council for Accreditation of Teacher Education (NCATE), now known as the Council for Accreditation of Educator Preparation (CAEP), <http://www.caepnet.org/>. For a listing of undergraduate and graduate programs reviewed by Specialized Professional Associations (SPAs), visit: <http://oie.kennesaw.edu/program/accredited-programs.php>.

### Coles College of Business

In the Coles College of Business, all of the degree programs have been accredited by the International Association to Advance Collegiate Schools of Business (AACSB International), <http://www.aacsb.edu/>. These programs include: Bachelor of Business Administration; Master of Accounting; Master of Business Administration; Master of Science in Information Systems; and Doctor of Business Administration. (Note: The Bachelor of Business Administration with a major in Information Systems is also accredited by ABET, <http://www.abet.org/>).

### College of Architecture and Construction Management

The Bachelor of Architecture is accredited by the National Architectural Accrediting Board (NAAB), <http://www.naab.org/home>.

The Bachelor of Science with a major in Construction Management – Facility Management Concentration is accredited by the International Facility Management Association Foundation (IFMA Foundation), <https://foundation.ifma.org/>.

The Bachelor of Science with a major in Construction Management and the Master of Science with a major in Construction Management are accredited by the American Council for Construction Education (ACCE), <http://www.acce-hq.org/>.

### College of Computing and Software Engineering

All of the degree programs in the College of Computing and Software Engineering are accredited by ABET, <http://www.abet.org/>. These programs include: Bachelor of Science and Bachelor of Applied Science.

### College of Humanities and Social Sciences

In the College of Humanities and Social Sciences, the Bachelor of Science with a major in English Education is accredited by the National Council for Teachers of English (NCTE), <http://www.ncte.org/>. The Bachelor of Science with a major in History Education is accredited by the National Council for Social Studies (NCSS), <http://www.socialstudies.org/>. The Bachelor of Science with a major in Modern Language and Culture (French, German, and Spanish Concentrations) and Foreign Languages—Alternative Certification are accredited by the American Council on the Teaching of Foreign Languages (ACTFL), <http://www.actfl.org/>.

In the College of Humanities and Social Sciences, the Master of Public Administration is accredited by the Network of Schools of Public Policy, Affairs, and Administration Commission on Peer Review and Accreditation (NASPAA-COPRA), <http://accreditation.naspaa.org/>.

### College of Science and Mathematics

In the College of Science and Mathematics, the Bachelor of Science with a major in Biology (Biology Education Track) and the Bachelor of Science with a major in Chemistry (Chemistry Education Track) are accredited by the national Science Teachers Association (NSTA), <https://www.nsta.org/>. The Bachelor of Science with a major in Biology (Cytogenetics Track) is accredited by the National Accrediting Agency for Clinical Laboratory Sciences (NAACLS), <http://www.naaccls.org/>. The Bachelor of Science with a major in Mathematics Education is accredited by the National Council for Teachers of Mathematics (NCTM), <http://www.nctm.org/>.

### College of The Arts

In the College of the Arts, the following programs are accredited by the National Association of Schools of Art and Design (NASAD), <http://nasad.arts-accredit.org/>: Bachelor of Arts with a major in Art History, Bachelor of Fine Arts with a major in Art, Bachelor of Science with a major in Art Education, and the Master of Arts in Teaching (Art Concentration).

The following programs are accredited by the National Association of Schools of Music (NASM), <http://nasm.arts-accredit.org/>: Bachelor of Arts with a major in Music, Bachelor of Music with a major in Music Education, and Bachelor of Music with a major in Music Performance.

Bachelor of Arts with a major in Theatre & Performance Studies is accredited by the National Association of Schools of Theatre (NAST), <http://nast.arts-accredit.org/>.

#### Southern Polytechnic College of Engineering and Engineering Technology

All of the degree undergraduate degree programs in the Southern Polytechnic College of Engineering and Engineering Technology are accredited by ABET, <http://www.abet.org/>. These programs include: Bachelor of Applied Science and Bachelor of Science.

#### WellStar College of Health and Human Services

In the WellStar College of Health and Human Services, the following programs are accredited by the Commission on Collegiate Nursing Education (CCNE), <http://www.aacn.nche.edu/ccne-accreditation>: Bachelor of Science in Nursing and Master of Science in Nursing. The Bachelor of Science with a major in Health and Physical Education is accredited by the National Association of Sport and Physical Education (NASPE), <http://www.americankinesiology.org/affiliated-associations/affiliated-associations/national-association-of-sport-and-physical-education-naspe>.

Master of Social Work is accredited by the Council on Social Work Education (CSWE), <http://www.cswe.org/>.

## **GENERAL INFORMATION HIGHLIGHTS**

### **HIGHLIGHTS: 2013 to Present**

#### **2013-2014**

- The Board of Regents formally designated Kennesaw State as a comprehensive university giving it a full range of responsibility for teaching, research, and service.
- Kennesaw State University broke ground on the \$38.7 million Dr. Betty L. Siegel Student Recreation and Activities Center. The facility, named for the University's second and longest-serving president. In addition, officials broke ground on a \$4.4 million renovation and expansion project that will provide a much-needed makeover for the historic Horace W. Sturgis Library, and expand space to enhance student learning, engagement and academic success.
- Kennesaw State celebrated its 50th anniversary in October, with a weeklong series of activities, lectures, discussions and celebrations. The University was chartered as Kennesaw Junior College in 1963, and when it opened its doors 48 years ago, there were 1,014 students and 37 faculty.
- In an effort to provide an option for academically advanced, college-bound students, Kennesaw State University launched an Honors College in January 2014.
- Grand Opening festivities featuring dancers and musicians at Kennesaw State's Bernard A. Zuckerman Museum of Art included a special appearance by Georgia Gov. Nathan Deal and First Lady Sandra Deal, who helped cut the ribbon on the newest addition to the university's arts district.

#### **2014-2015**

- The Board of Regents of the University System of Georgia voted to consolidate Kennesaw State and Southern Polytechnic State University into a single institution, making it one of the 50 largest public universities in the country.
- Kennesaw State earned a Community Engagement Classification from the Carnegie Foundation for the Advancement of Teaching, which places the university among the top 10 percent of institutions in the nation for its ongoing collaborative efforts with the community.
- KSU developed a new doctoral-level degree program, the Ph.D. in Analytics and Data Science.
- Kennesaw State named the Michael A. Leven School of Culinary Sustainability and Hospitality.
- Key building projects were completed on the Kennesaw Campus, including the Dr. Betty L. Siegel Student Recreation and Activities Center and the addition to the Bagwell College of Education.
- Kennesaw State officially opened its first permanent international education site in a historic 13th century fortress in Montepulciano, Italy, allowing the university to conduct year-round academic programs there.



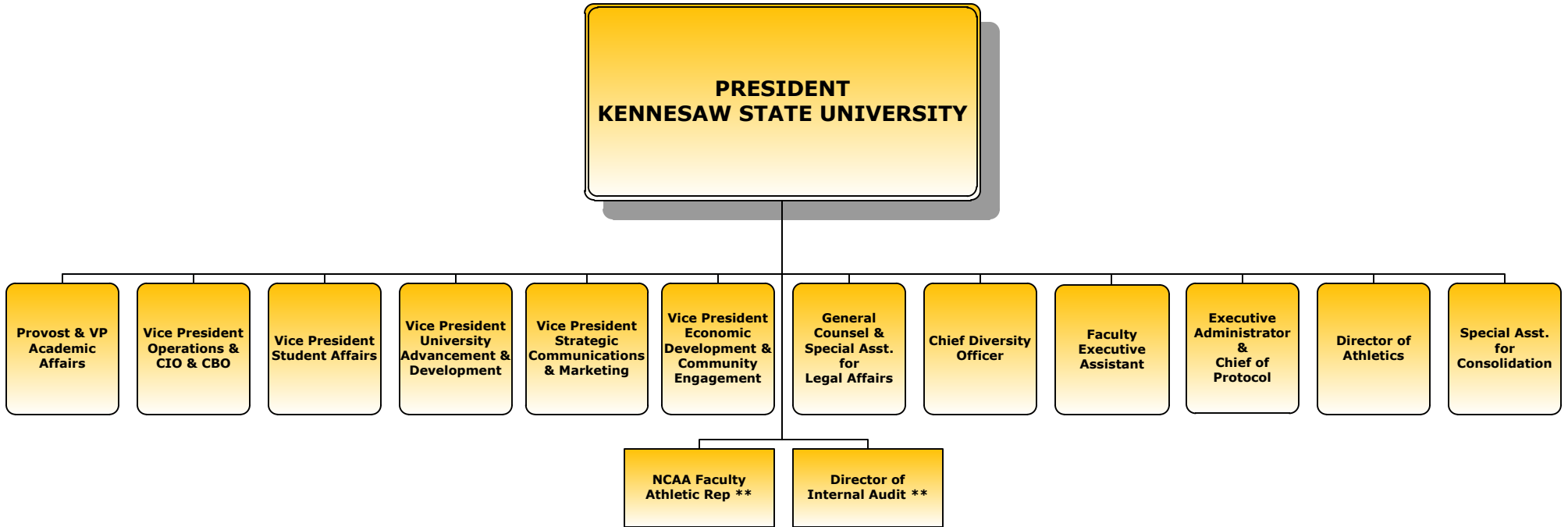
## **2015-2016**

- Kennesaw State began its first year as a consolidated university, following approval by the Board of Regents of the University System of Georgia of consolidation with Southern Polytechnic State University, making it one of the 50 largest public universities in the nation.
- Kennesaw State University was elevated to an R3 classification – a doctoral research institution with moderate research activity – by The Carnegie Classification of Institutions of Higher Learning.
- New buildings or expansions opened on the Kennesaw Campus, including the Dr. Betty L. Siegel Student Recreation and Activities Center, the Chantal and Tommy Bagwell Education Building, and the Horace W. Sturgis Library renovation.
- Kennesaw State named a new School of Communication and Media.
- The University had several new degree programs approved by the Board of Regents, including the Bachelor of Science in Environmental Engineering, a Bachelor of Science in Public Health Education, a Bachelor of Science in Journalism and Emerging Media, and a Bachelor of Arts in Asian Studies.
- Kennesaw State University graduated the 100,000<sup>th</sup> student in its history.
- The Kennesaw State football program played its first season.

# KENNESAW STATE UNIVERSITY

## Office of the President

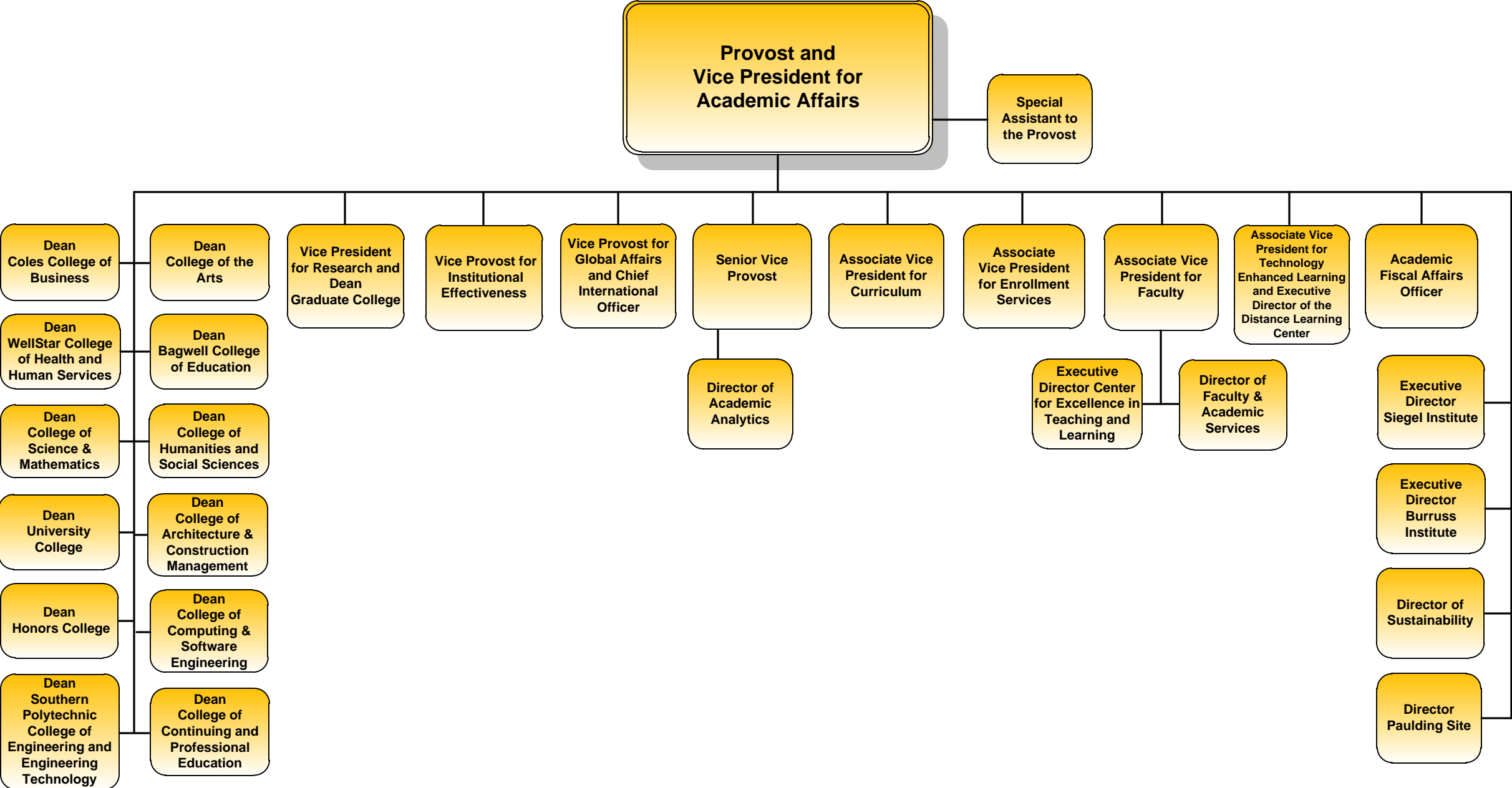
### 2015



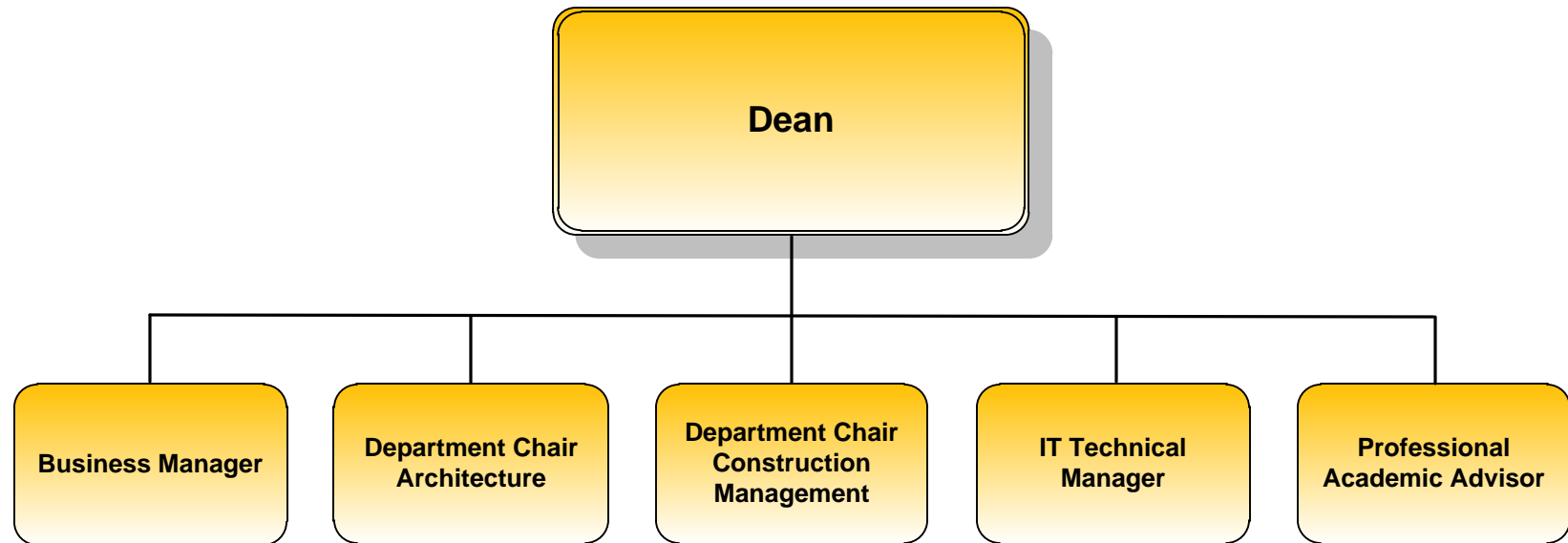
\*\*Non-Cabinet Positions

July 1, 2015

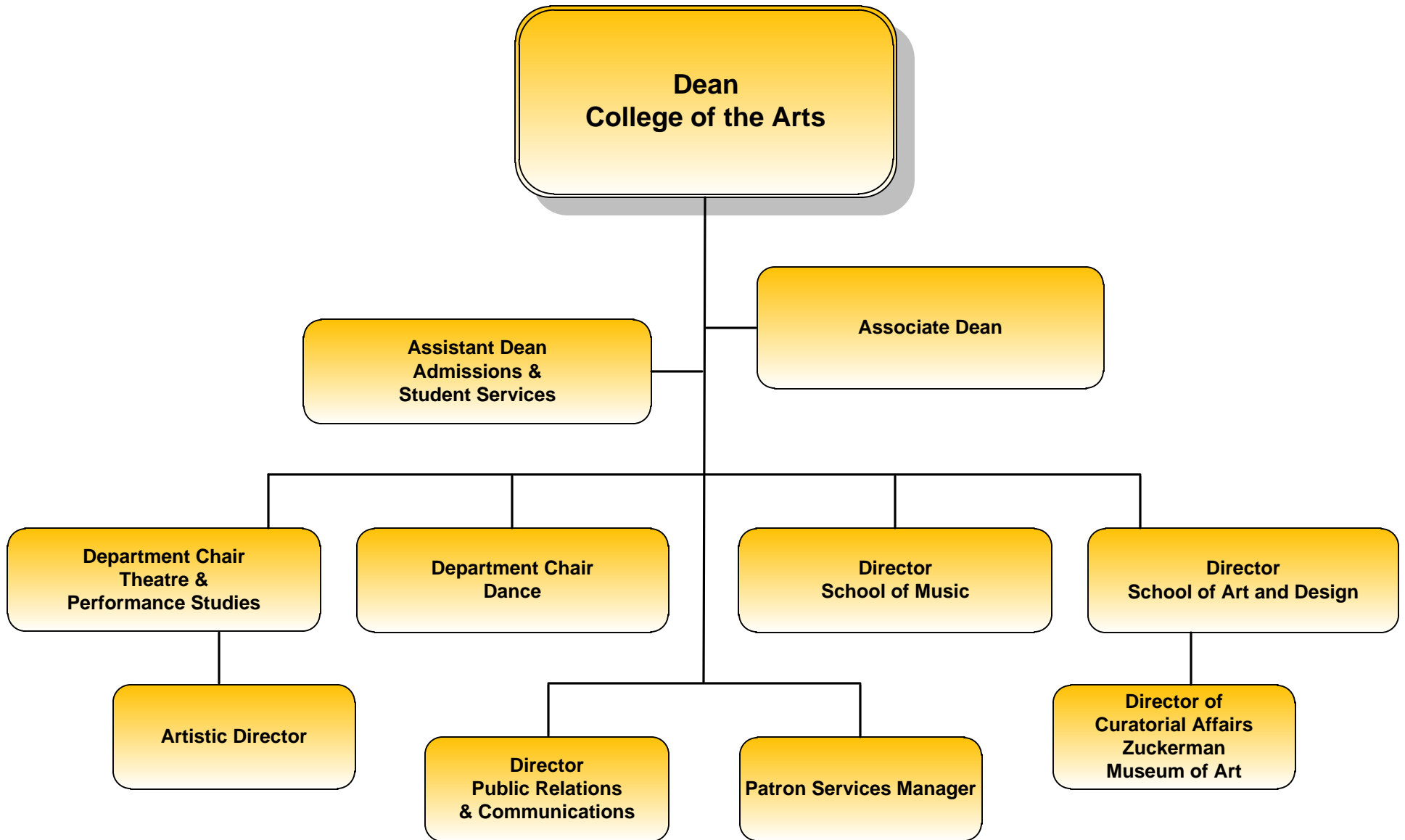
# Academic Affairs



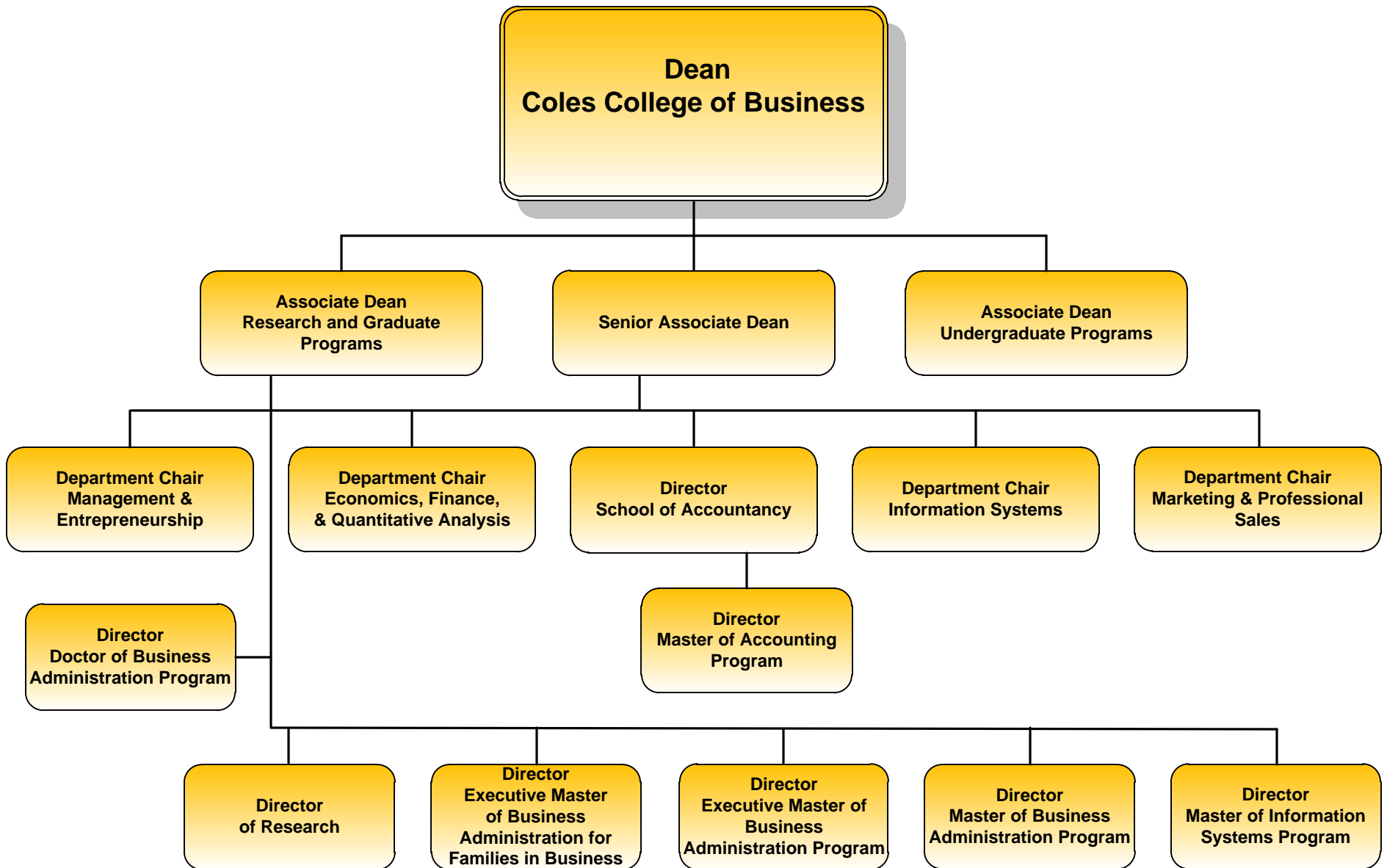
# College of Architecture and Construction Management



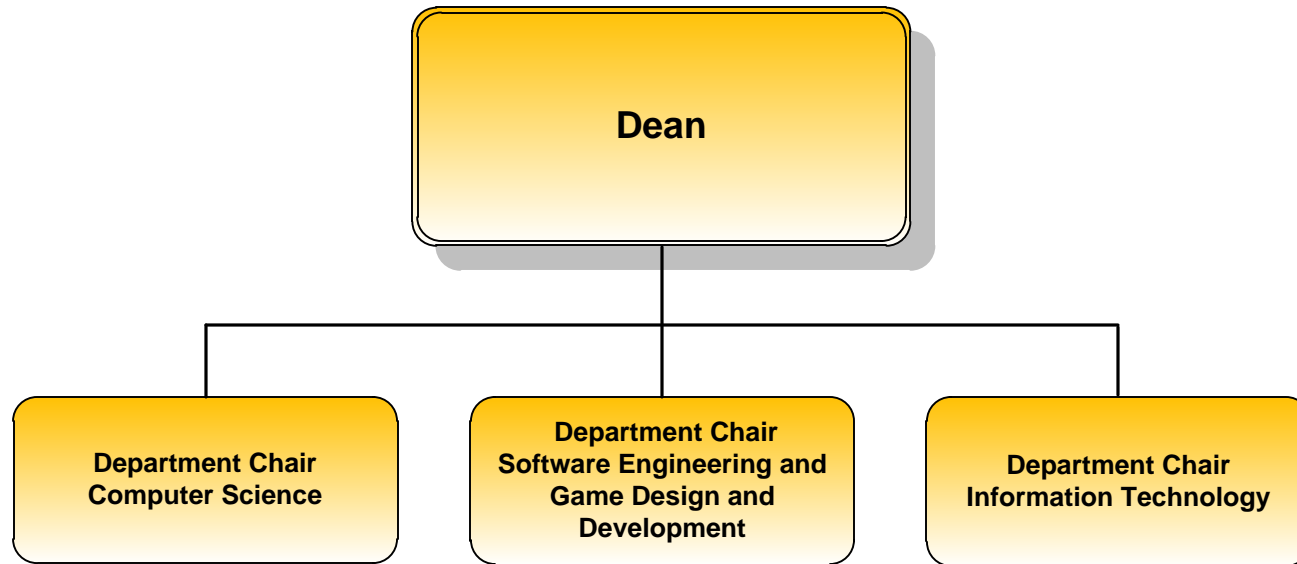
# College of the Arts



# Coles College of Business

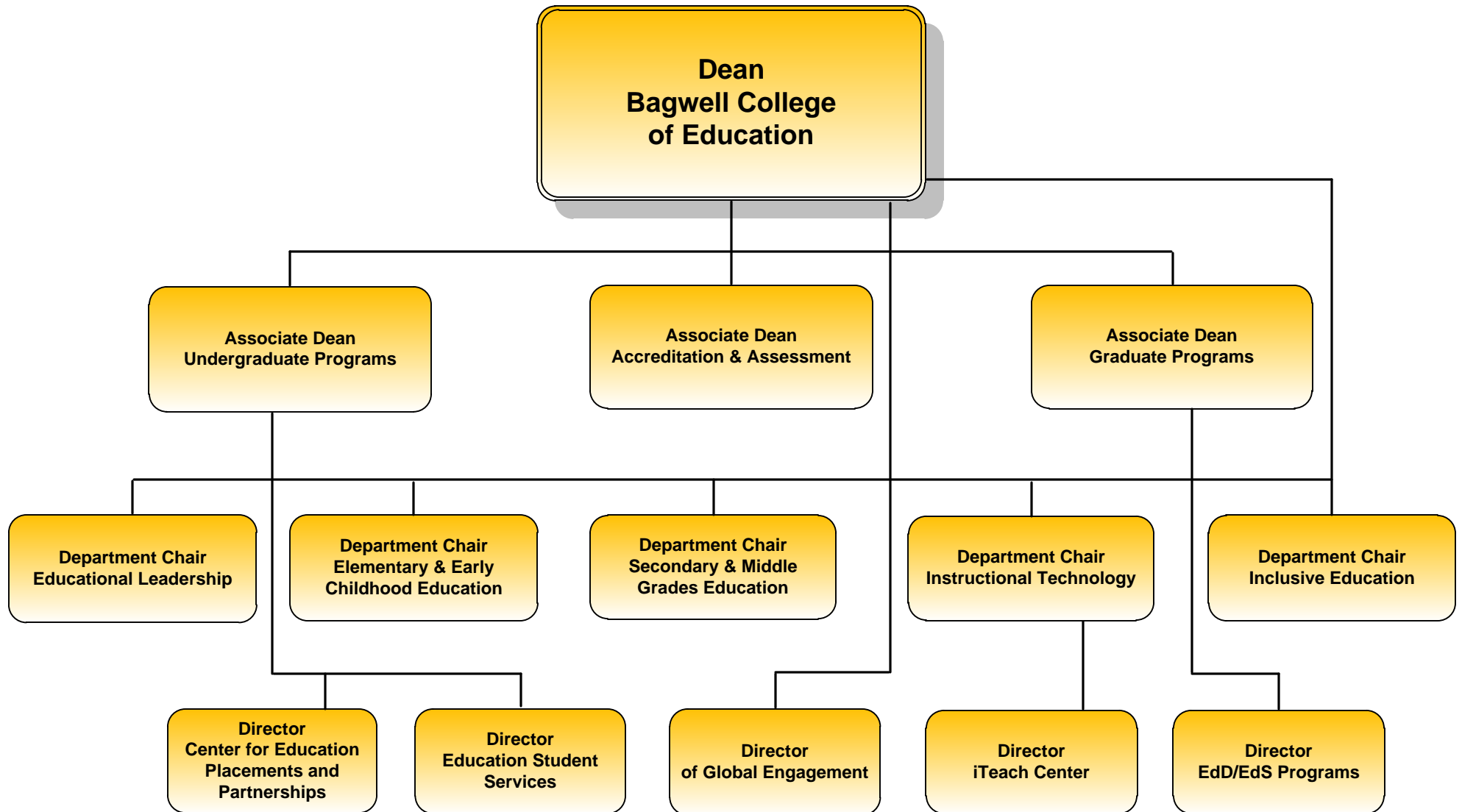


# College of Computing and Software Engineering

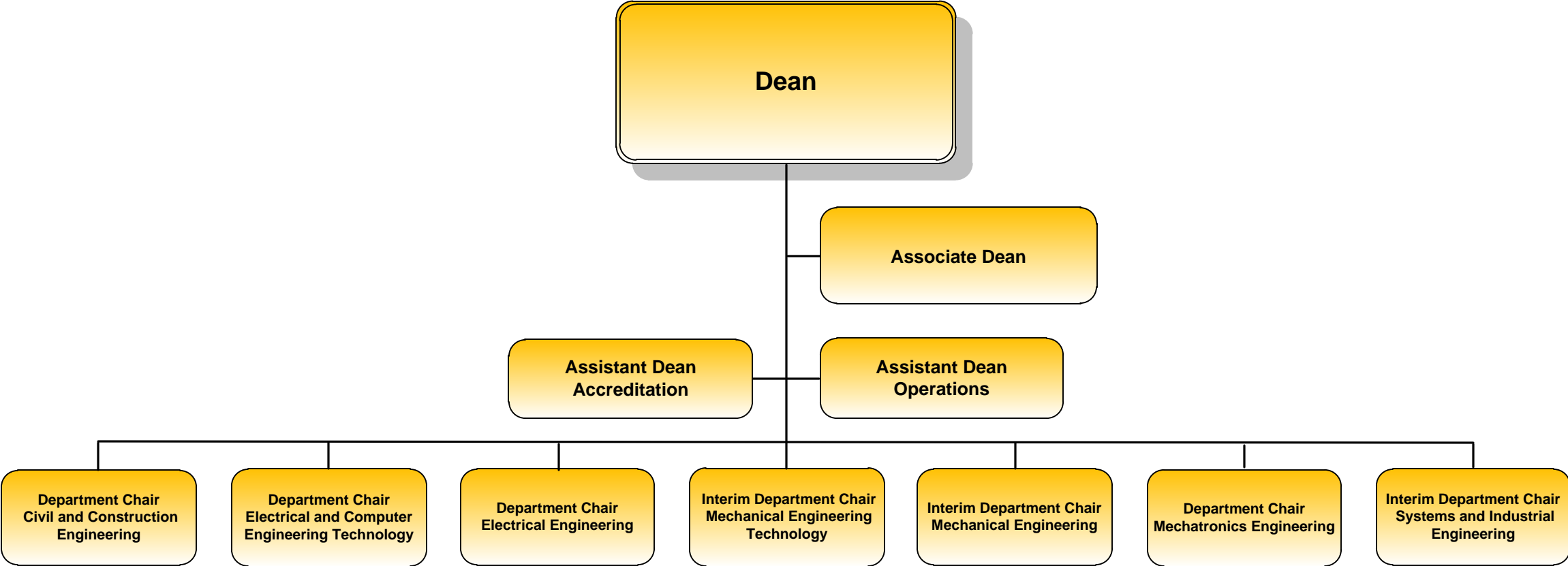




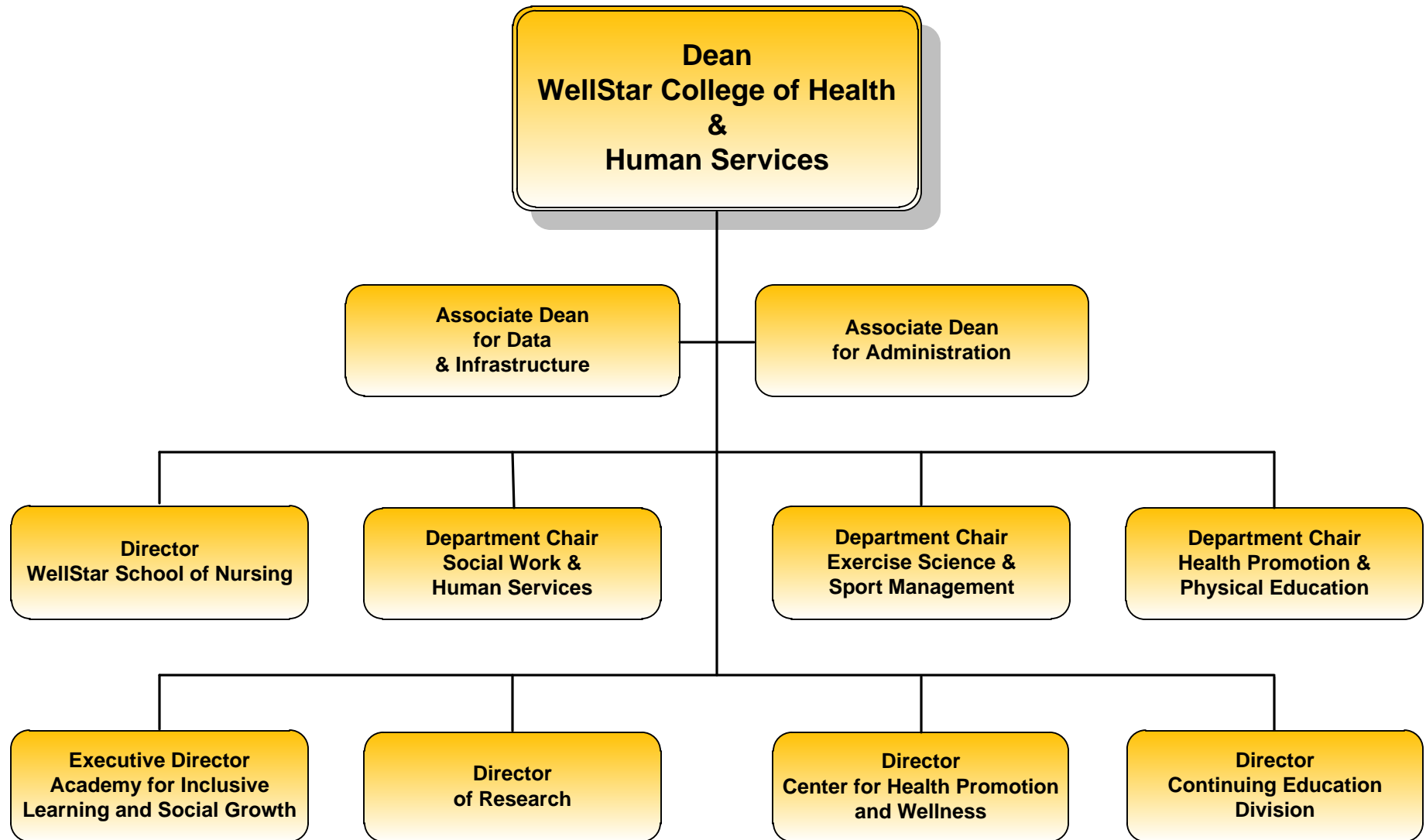
# Bagwell College of Education



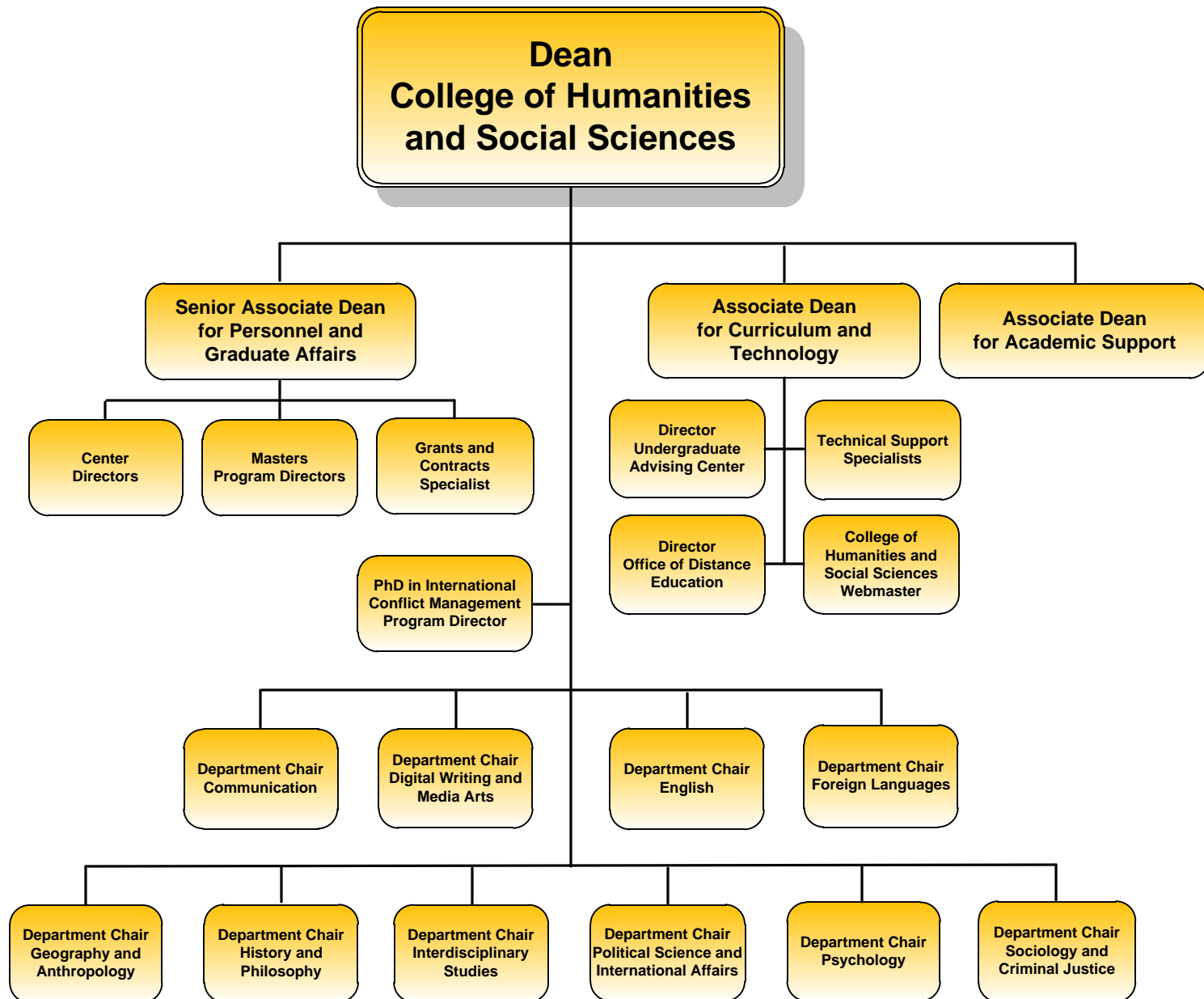
# Southern Polytechnic College of Engineering and Engineering Technology



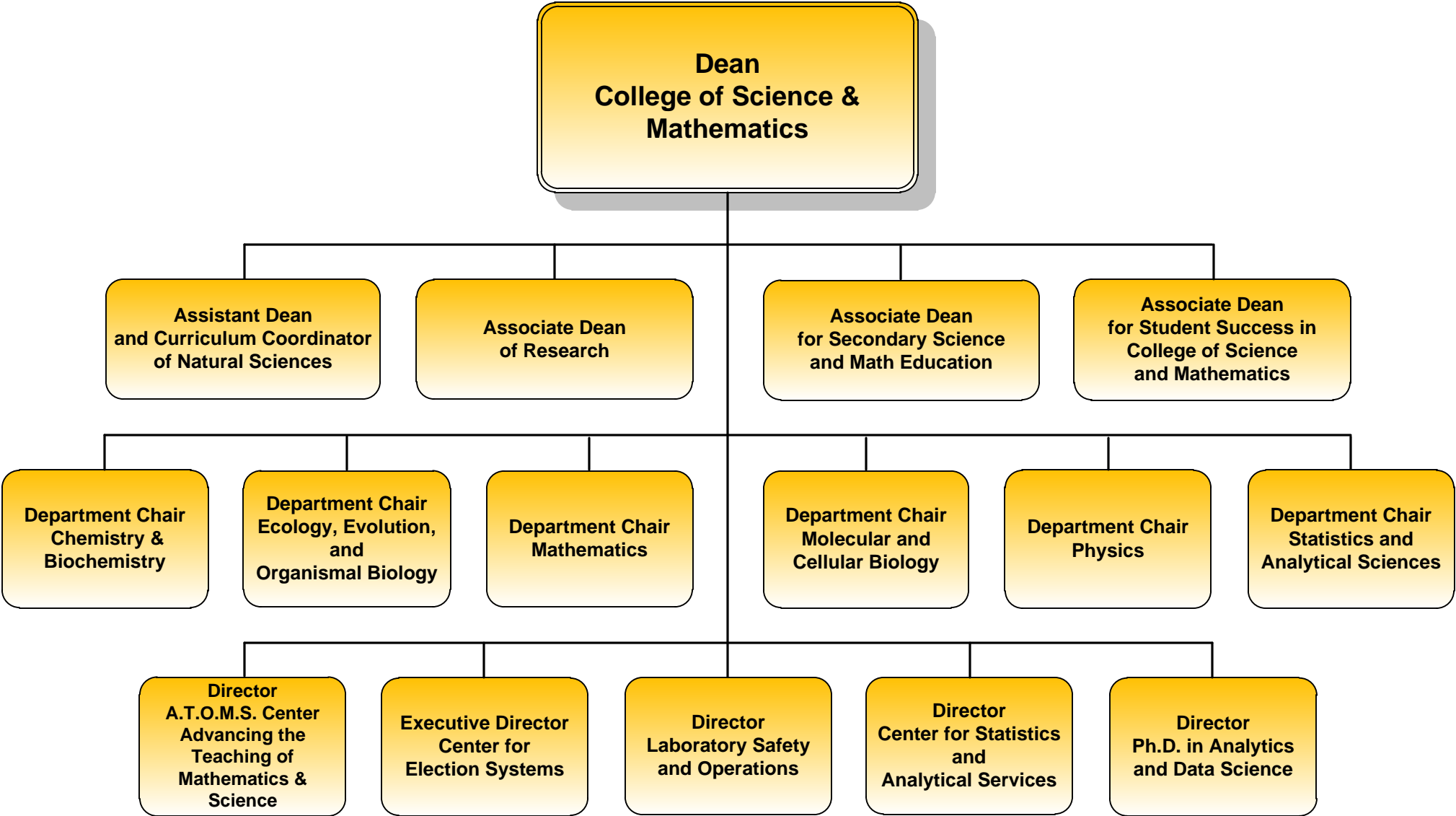
# WellStar College of Health and Human Services



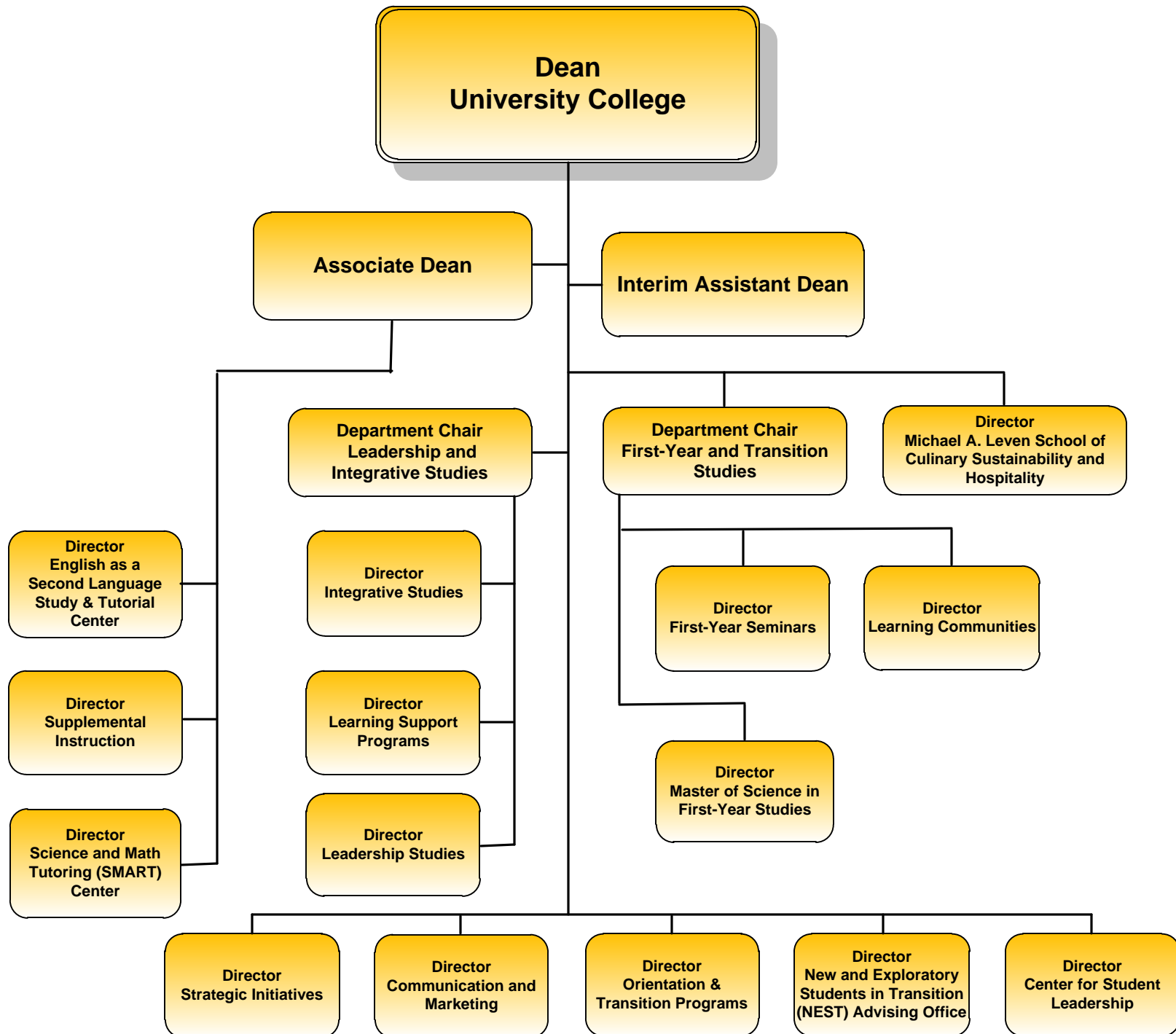
# College of Humanities and Social Sciences



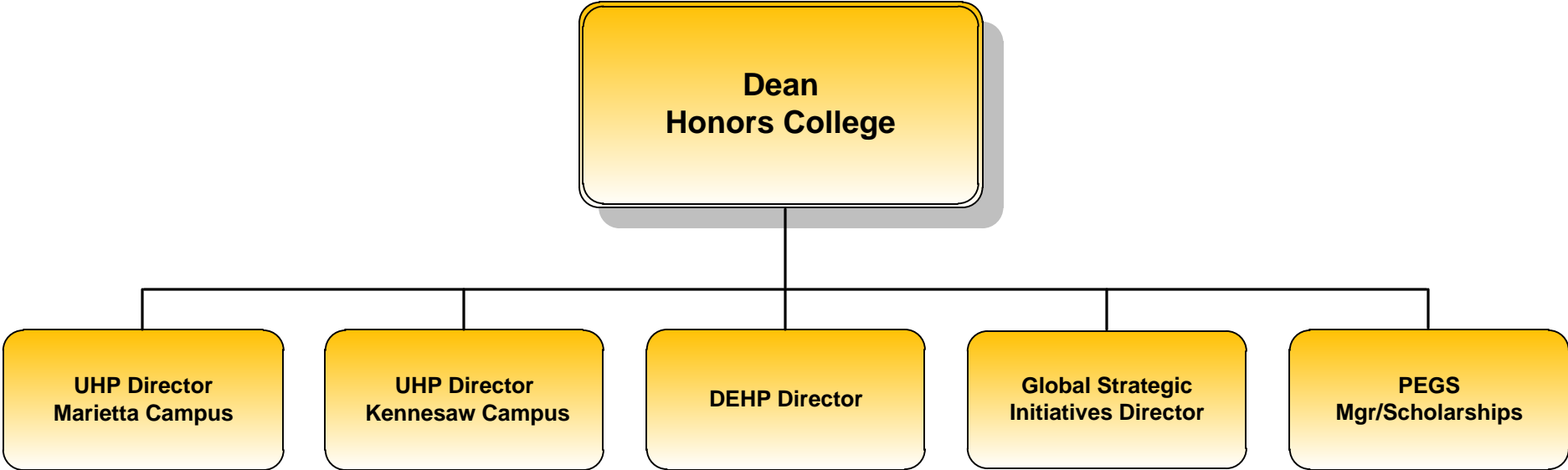
# College of Science & Mathematics



# University College

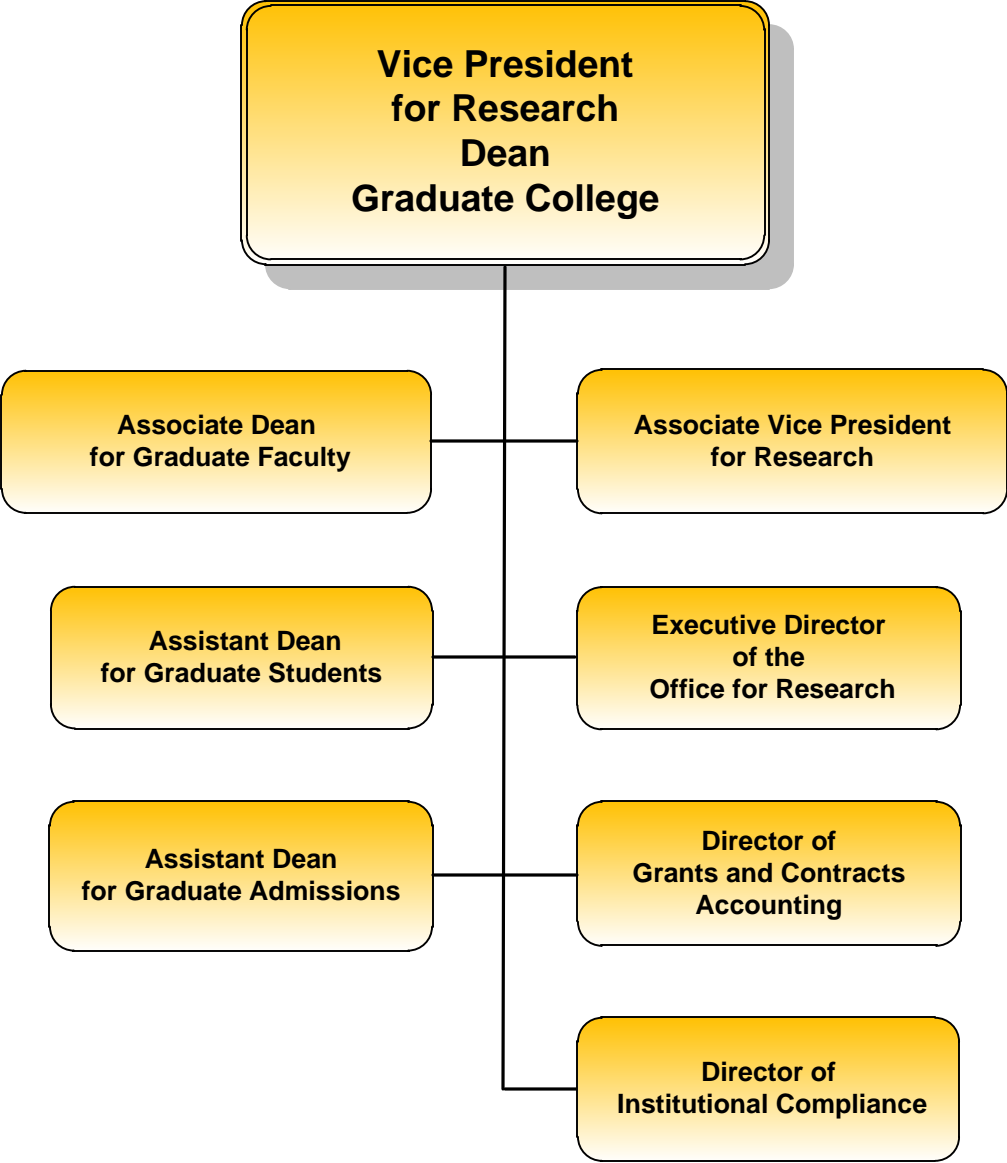


# Honors College

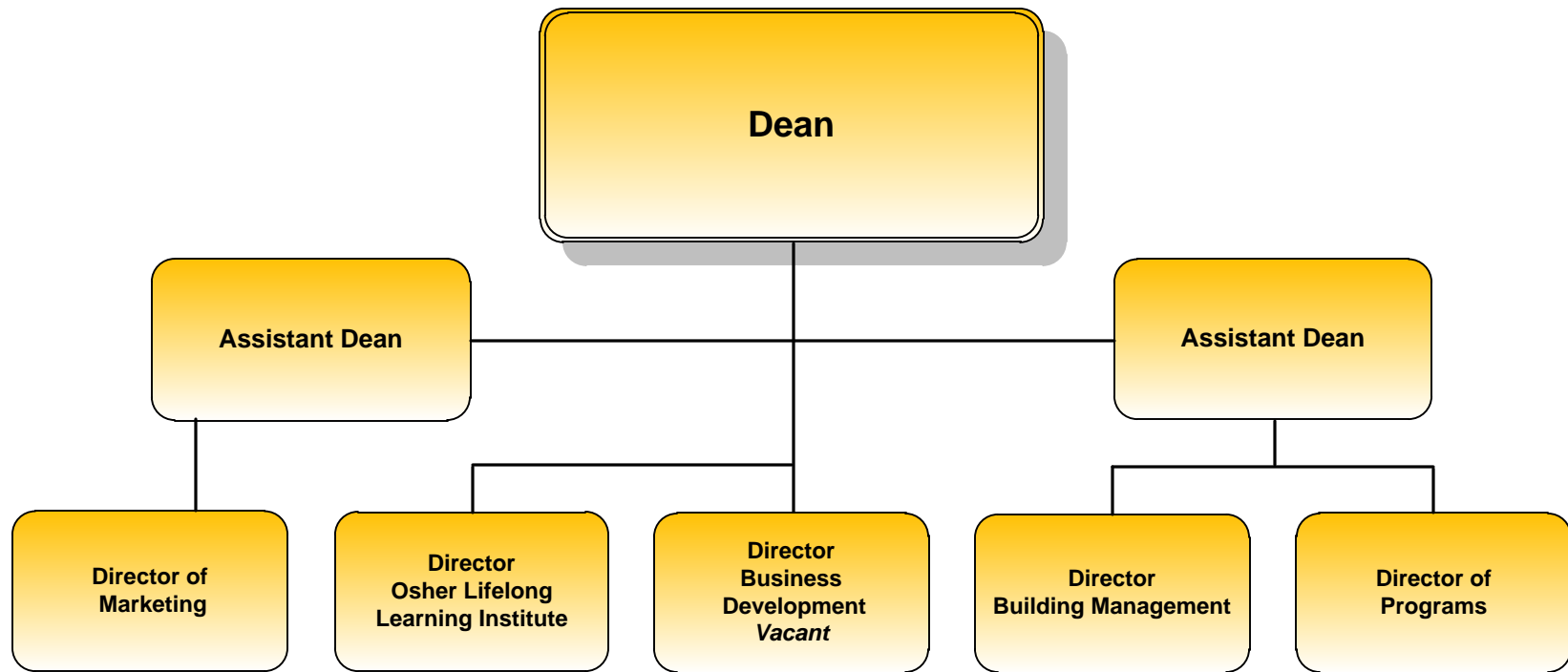




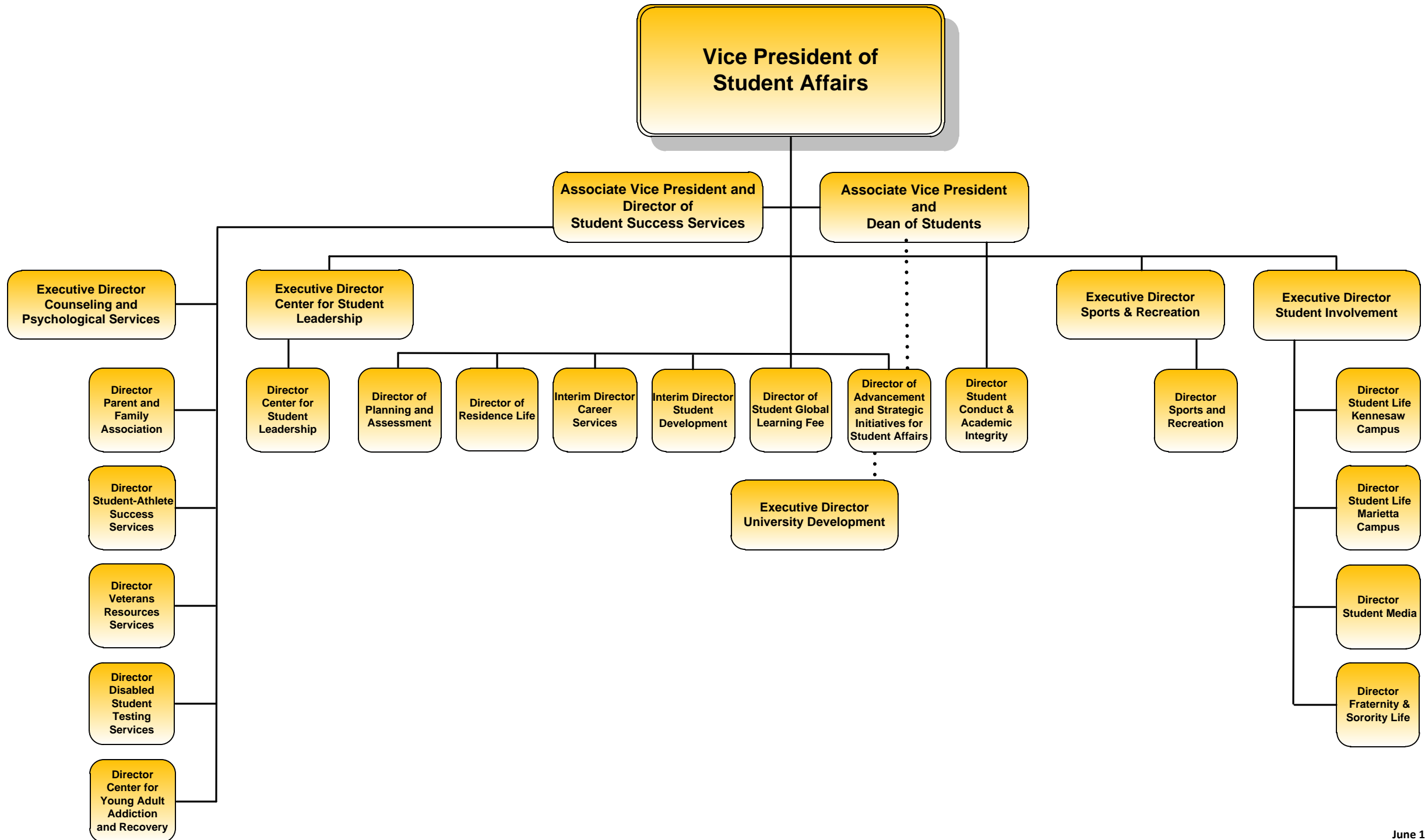
# The Graduate College and Office of Research



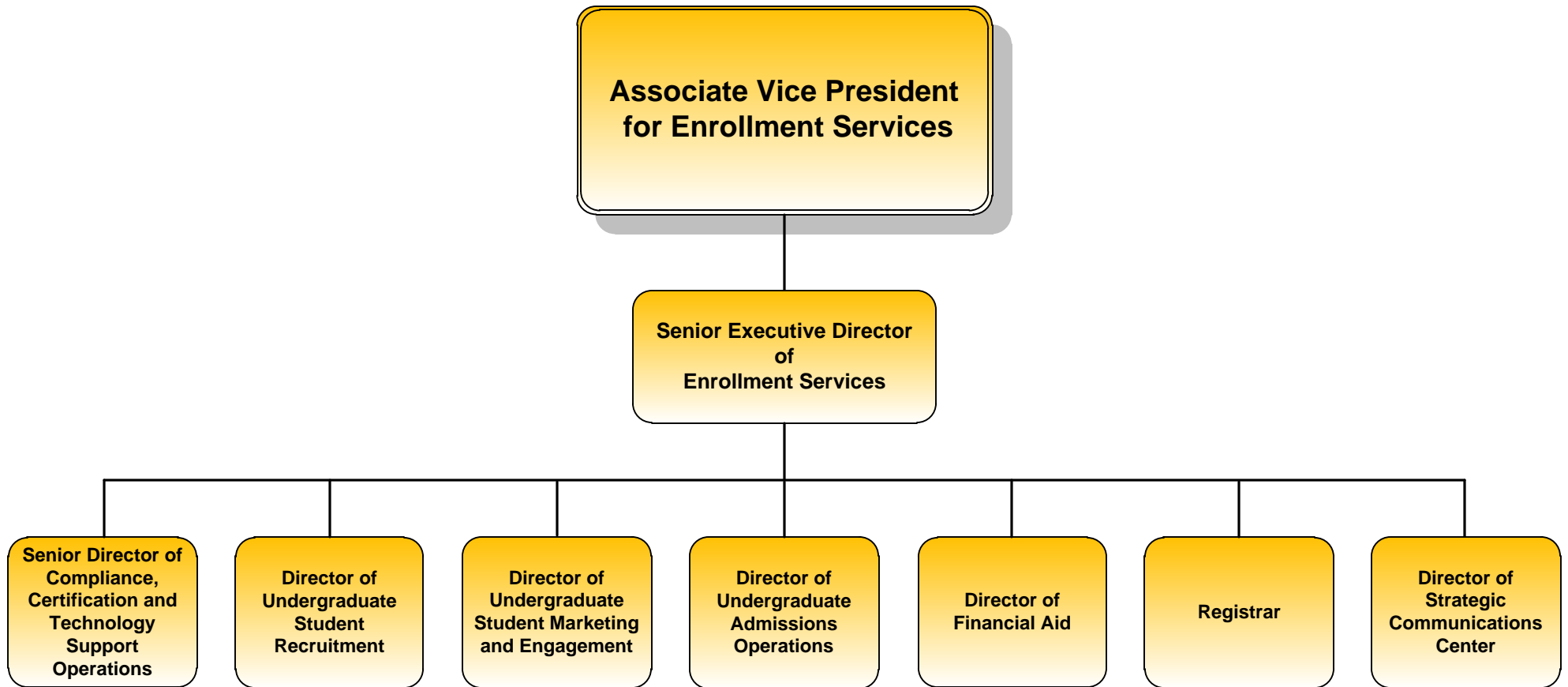
# College of Continuing and Professional Education



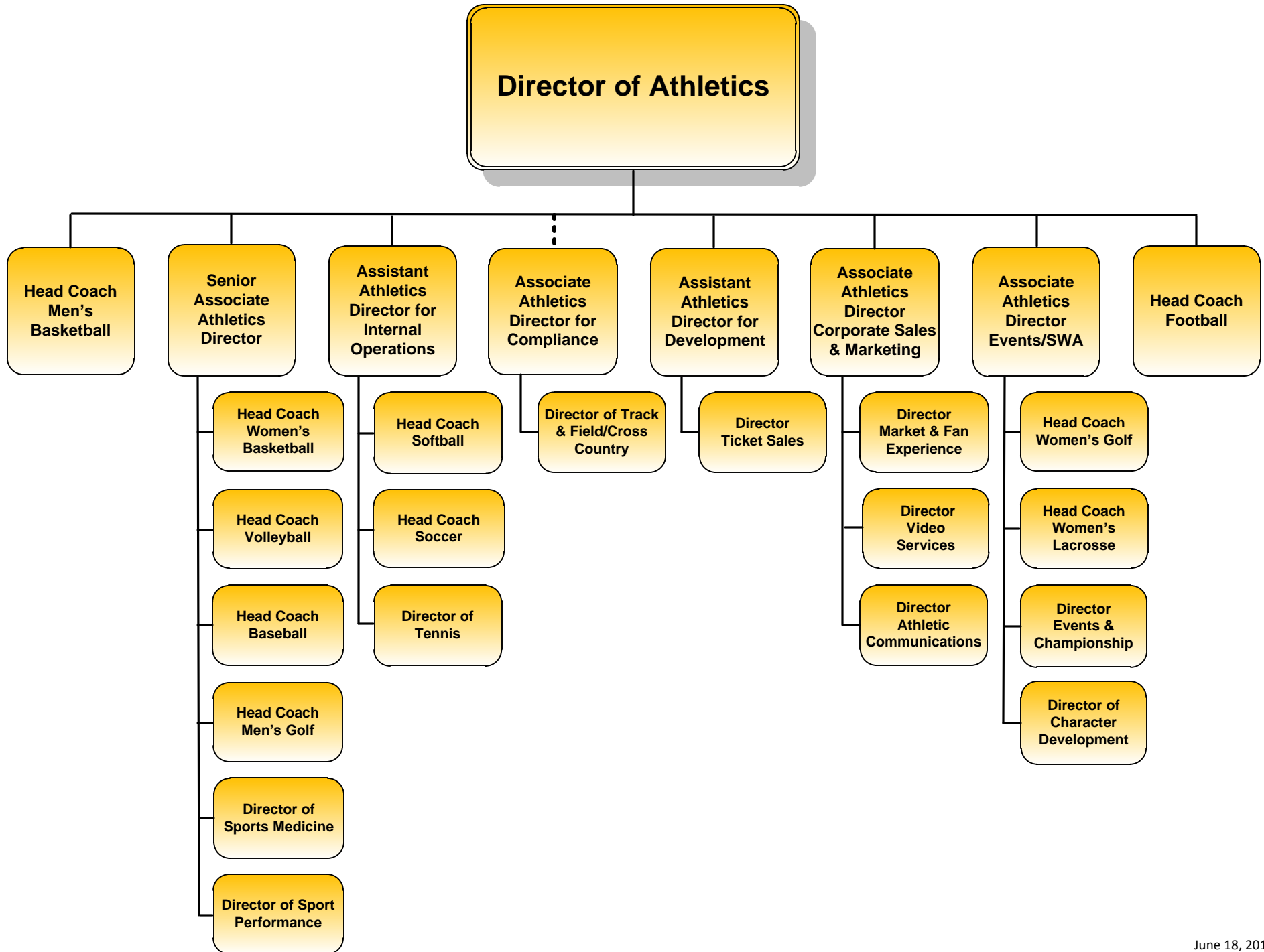
# Division of Student Affairs



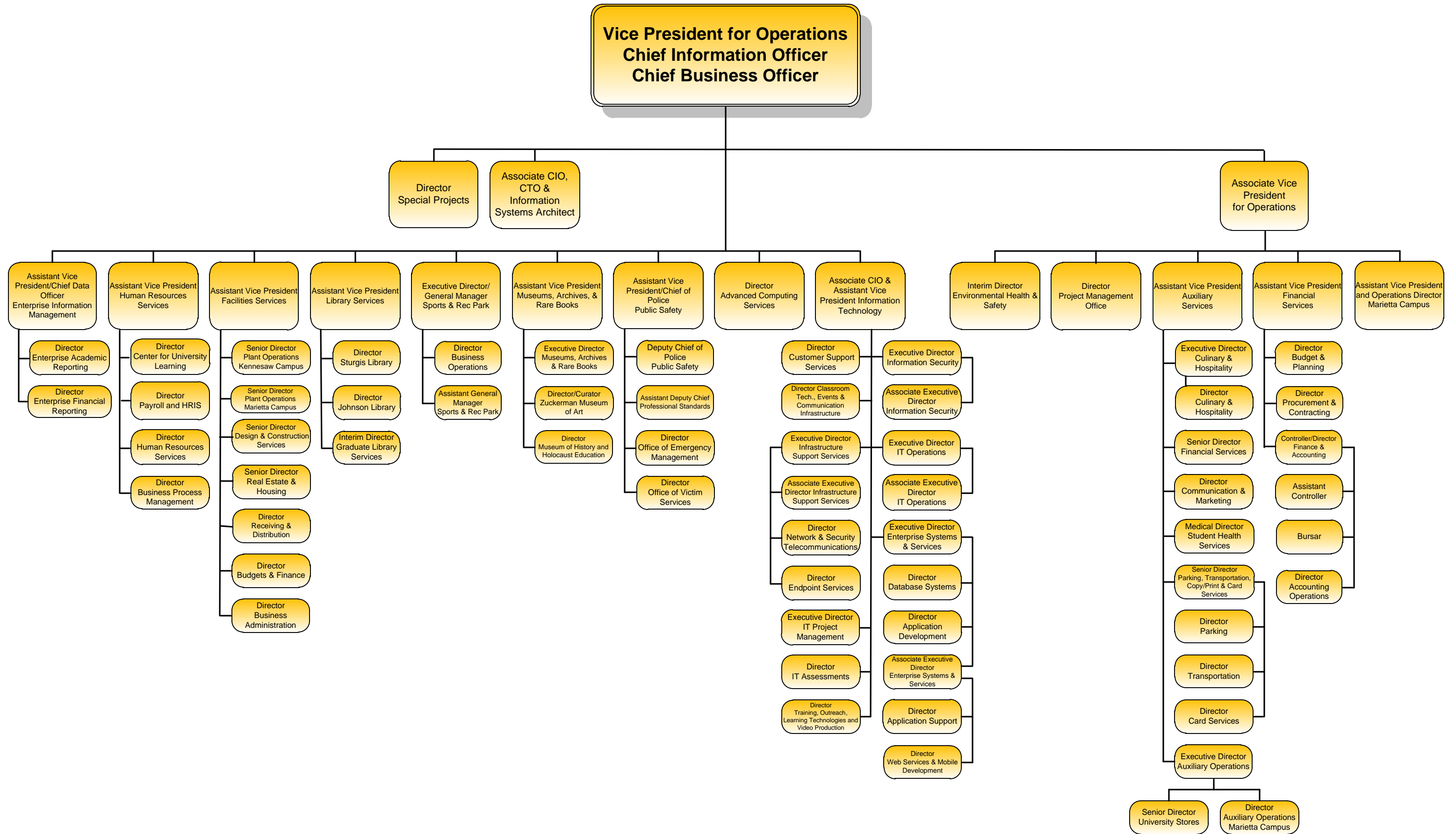
# Enrollment Services Division



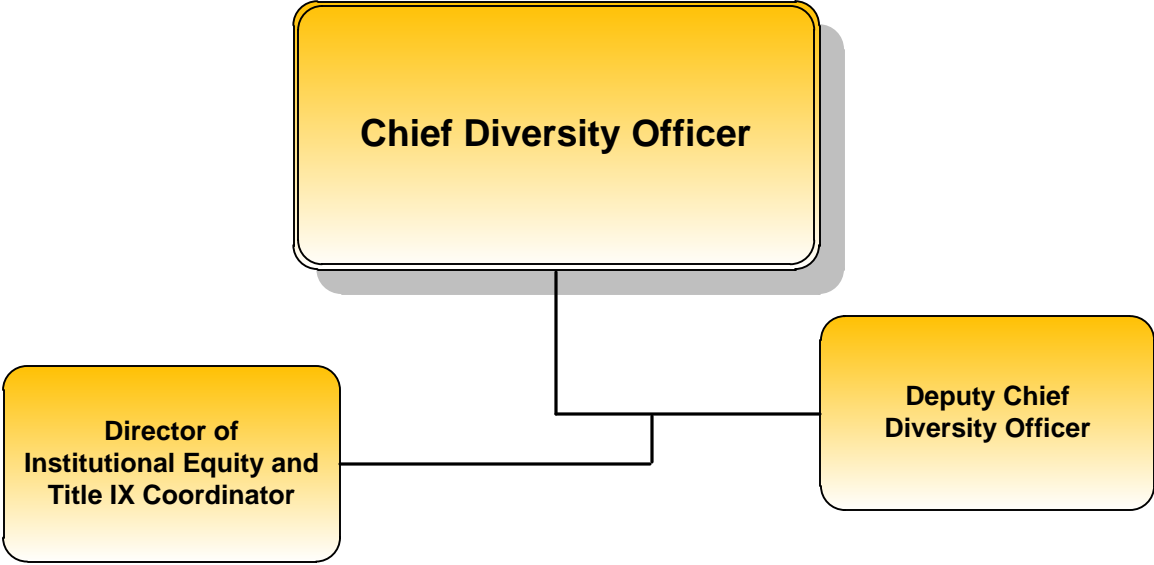
# Kennesaw State Athletics



# Office of the Vice President for Operations and CIO/CBO

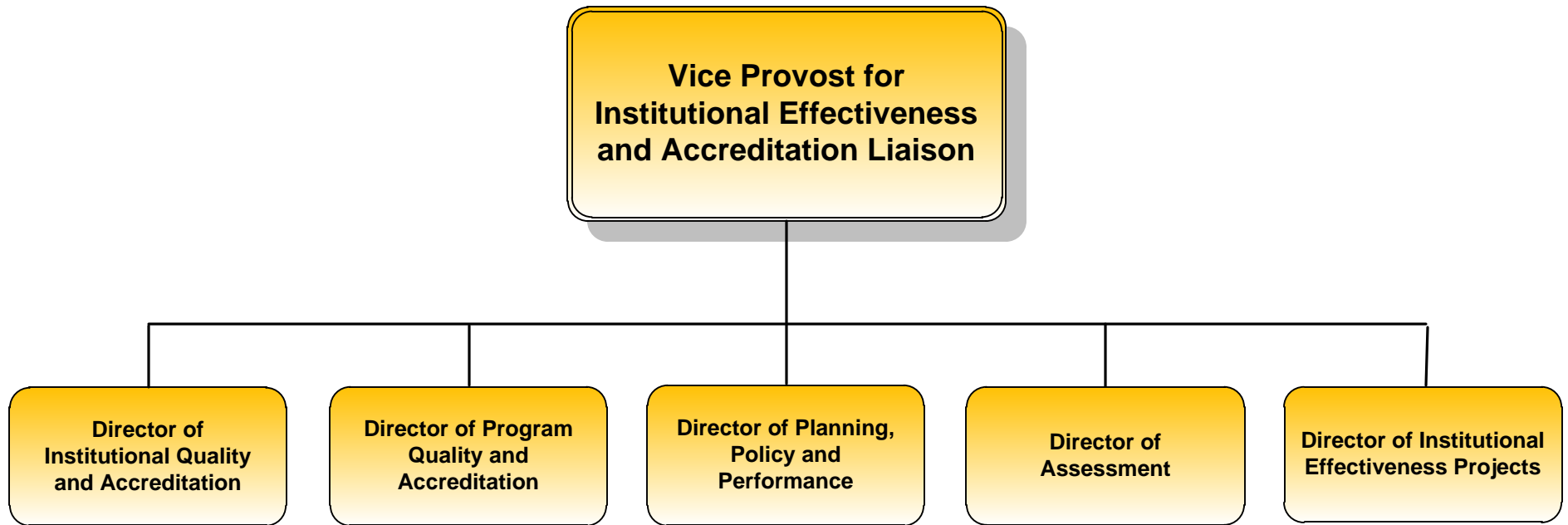


# Office of Diversity and Inclusion

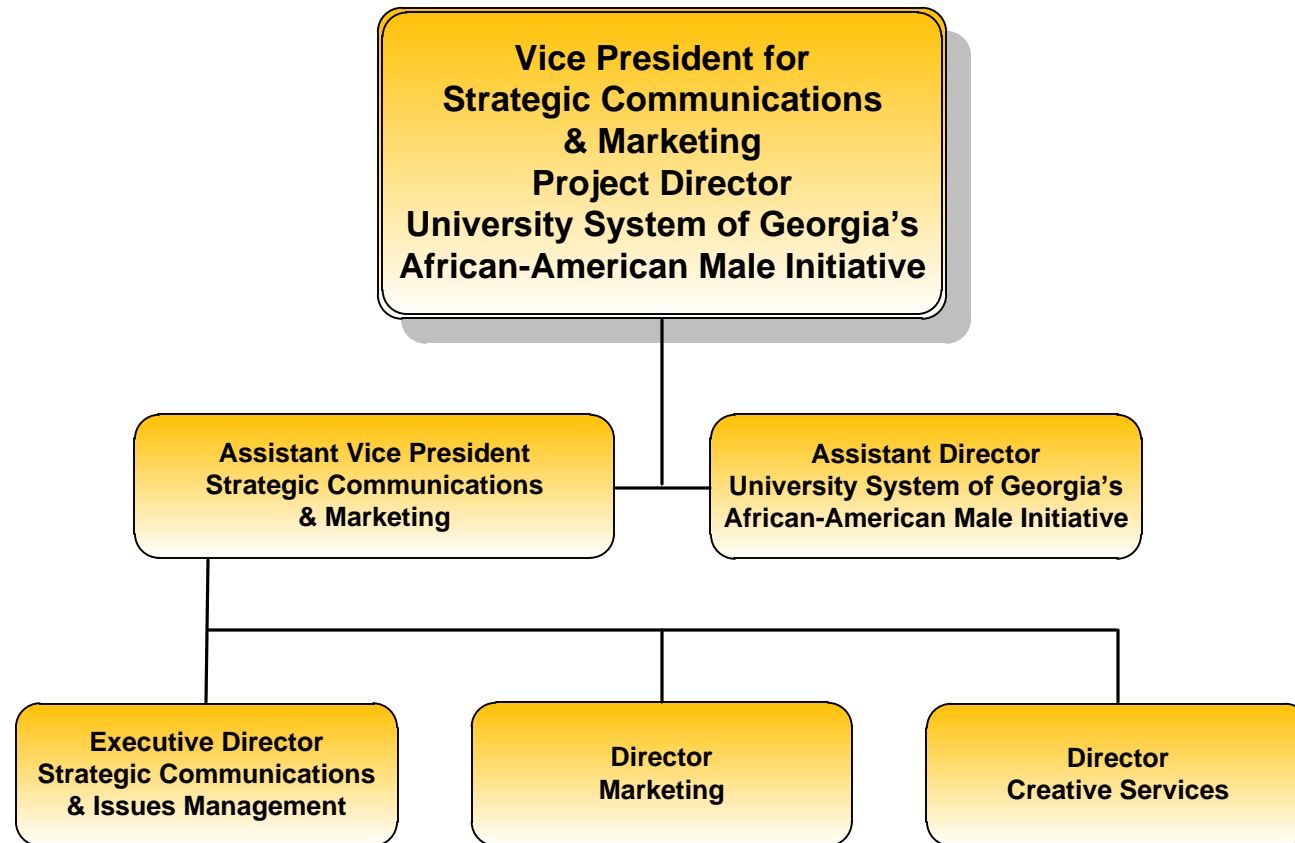




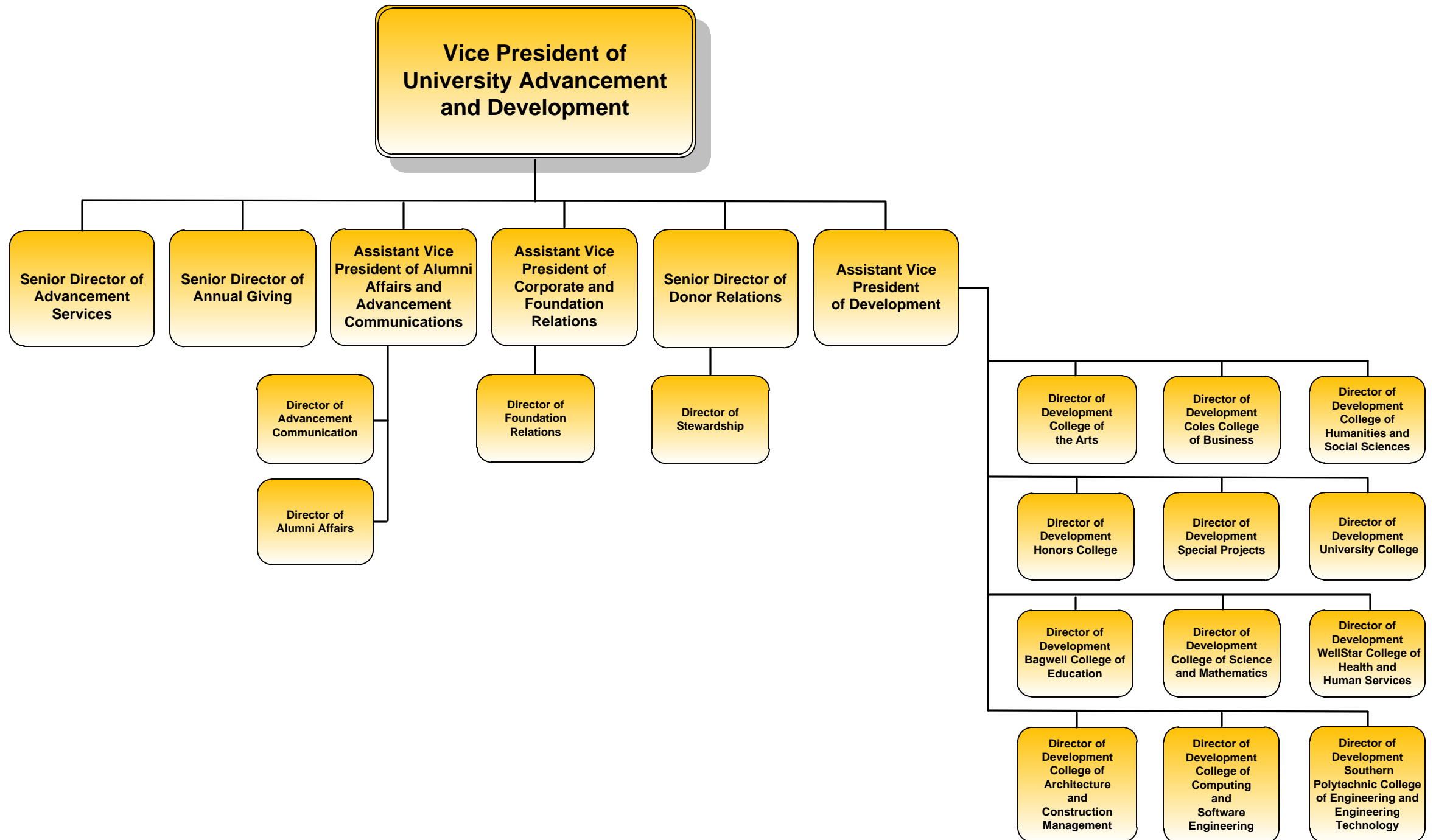
# Office of Institutional Effectiveness



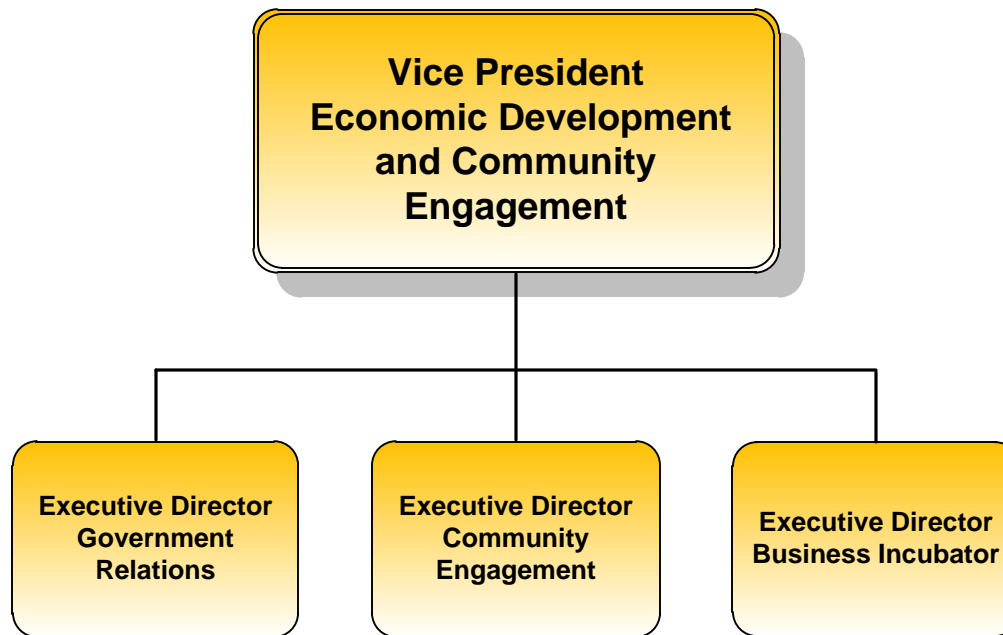
# Strategic Communications & Marketing



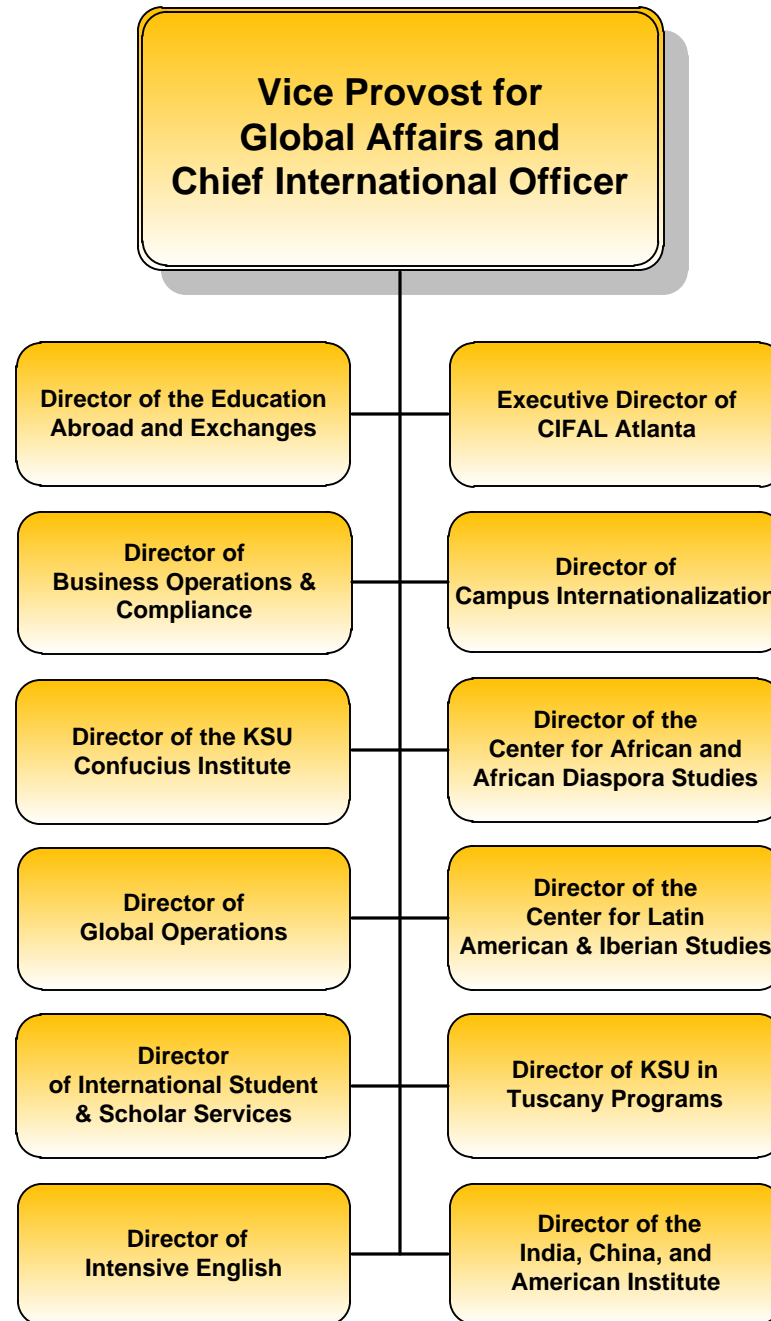
# University Advancement and Development



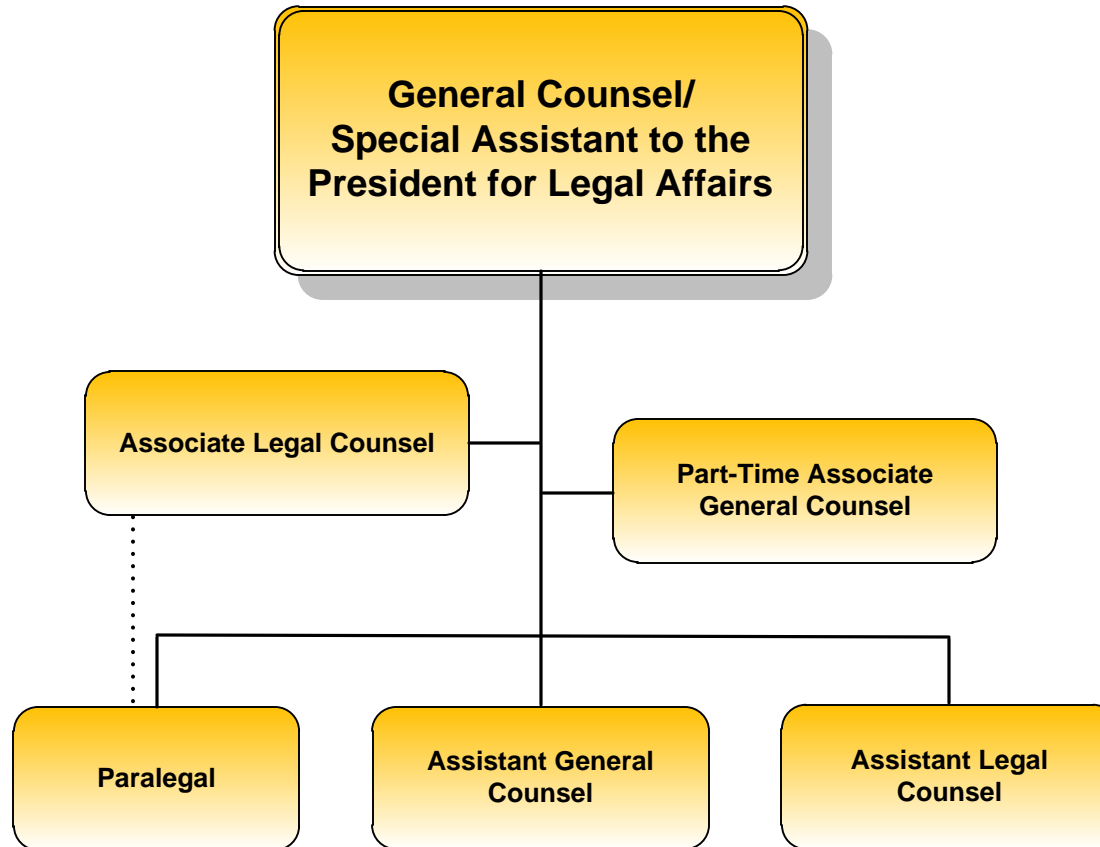
## **Division of Economic Development and Community Engagement**



# Division of Global Affairs



## Division of Legal Affairs



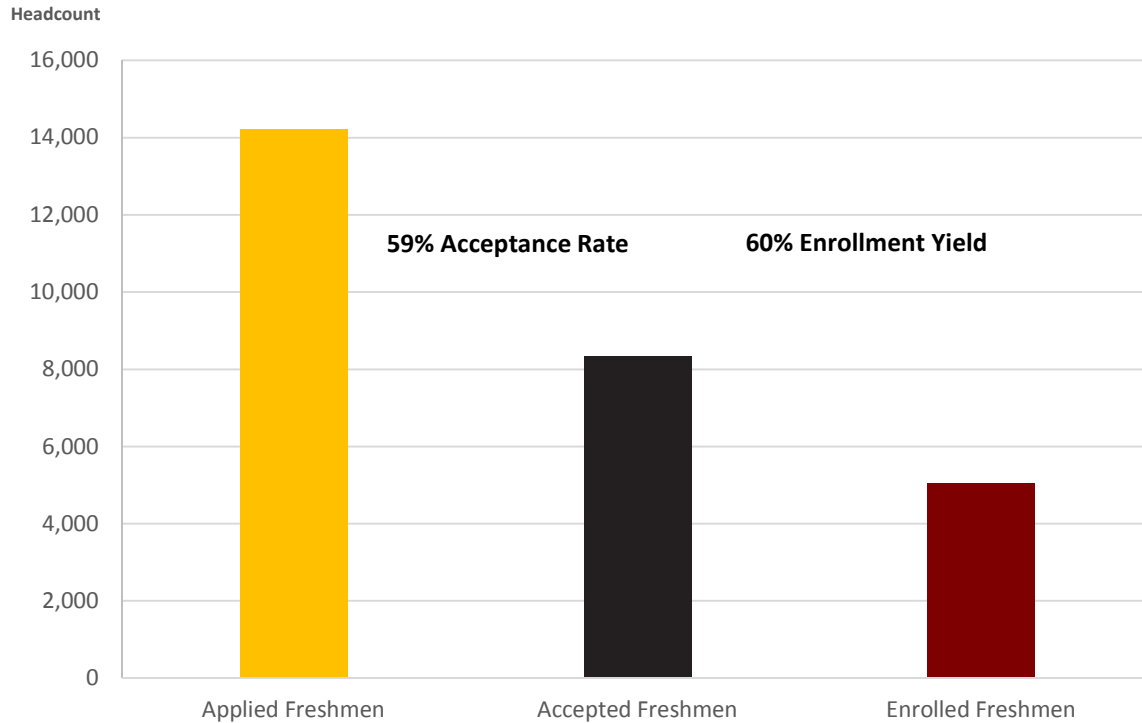


**Kennesaw State University**

**2015-2016 Fact Book**

**STUDENT INFORMATION**

## Undergraduate Application Statistics Fall Semester 2015



Source: KSU Common Data Set 2015-2016  
University System of Georgia

## Undergraduate Application Statistics Fall Semester 2015

Classification	Fall 2015
<b>* New Freshmen Applicants</b>	
Applied Freshmen	14,215
Accepted Freshmen	8,323
Enrolled Freshmen	5,032
% of Enrolled / Accepted	60%
SAT Avg. Verbal	550
SAT Avg. Math	540
SAT Avg. Total	1090
ACT Avg. English	23
ACT Avg. Math	22
ACT Avg. Composite	23
<b>New Transfer Applicants</b>	
Applied Transfer	6,426
Accepted Transfer	4,737
Enrolled Transfer	2,998
% of Enrolled / Accepted	63%

Note: Effective Fall Semester 2015, Kennesaw State University and Southern Polytechnic State University consolidated into one institution.

\*Fall Semester 2015 includes degree-seeking, first-time, first-year students who applied, were admitted, and enrolled (full- or part-time) in Fall 2015 including those students who began studies in the preceeding summer.



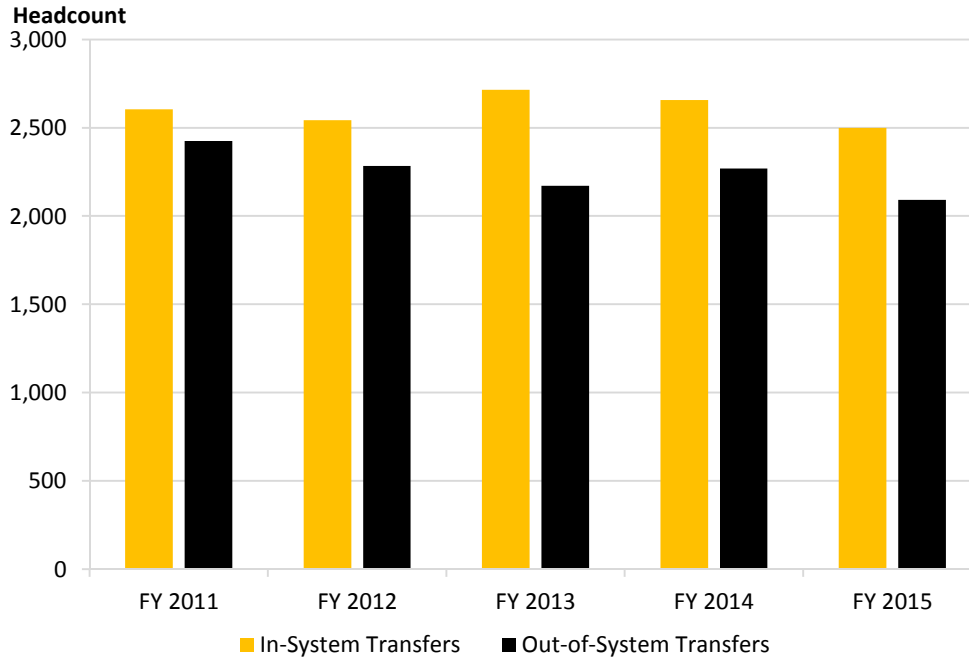
## Principal Feeder High Schools Fall Semester 2015

Feeder H.S. >= 40 New Freshmen Fall 2015	Number
North Cobb High School	123
Harrison High School	102
Kennesaw Mountain High School	100
Etowah High School	94
Lassiter High School	91
Hillgrove High School	90
Sequoyah High School-Canton	90
Allatoona High School	84
Kell High School	82
Woodstock High School	82
North Paulding High School	81
River Ridge High School	73
Alan C Pope High School	69
South Forsyth High School	66
Creekview High School	66
Cherokee High School	63
Woodland High School	60
George Walton Comprehensive High School	59
Sprayberry Senior High School	57
Roswell High School	55
Milton High School	55
West Forsyth High School	49
Mill Creek High School	48
Brookwood High School	48
Parkview High School	48
North Gwinnett High School	47
East Paulding High School	47
East Coweta High School	45
North Forsyth High School	45
Johns Creek High School	44
Starr's Mill High School	42
Wheeler High School	40

Note: Effective Fall Semester 2015, Kennesaw State University and Southern Polytechnic State University consolidated into one institution.

Source: University System of Georgia

## Undergraduate Student Transfers Transferring in to Kennesaw State University by Fiscal Year



Source: University System of Georgia

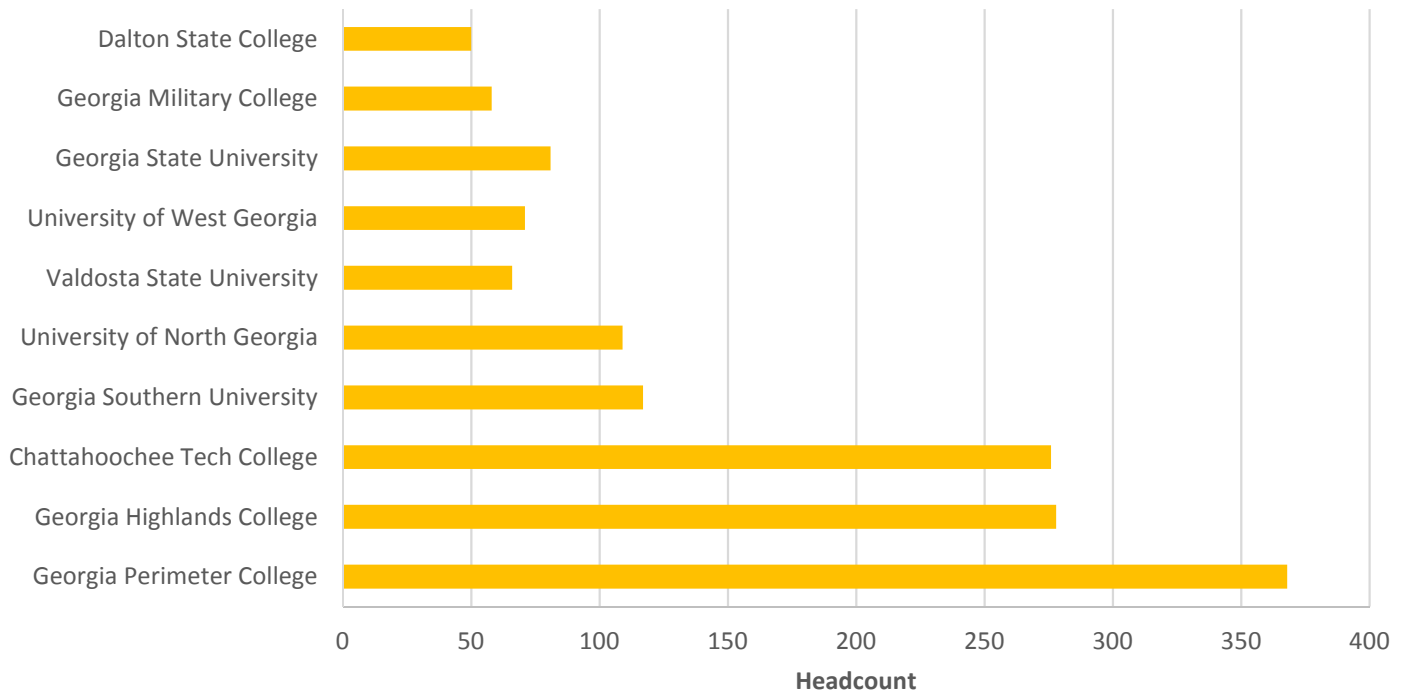
## Undergraduate Student Transfers Transferring in to Kennesaw State University by Fiscal Year

Fiscal Year	In-System Transfers	% of Total Transfers	Out-of-System Transfers*	% of Total Transfers	Total
2010-2011	2,604	52%	2,425	48%	5,029
2011-2012	2,543	53%	2,284	47%	4,827
2012-2013	2,716	56%	2,171	44%	4,887
2013-2014	2,658	54%	2,269	46%	4,927
2014-2015	2,499	54%	2,091	46%	4,590

Note: Effective Fall Semester 2015, Kennesaw State University and Southern Polytechnic State University consolidated into one institution.

\*Out-of-System Transfers include Non-USG and Out-of-State Institutions.

## Top Ten Transfer Institutions Fall Semester 2015



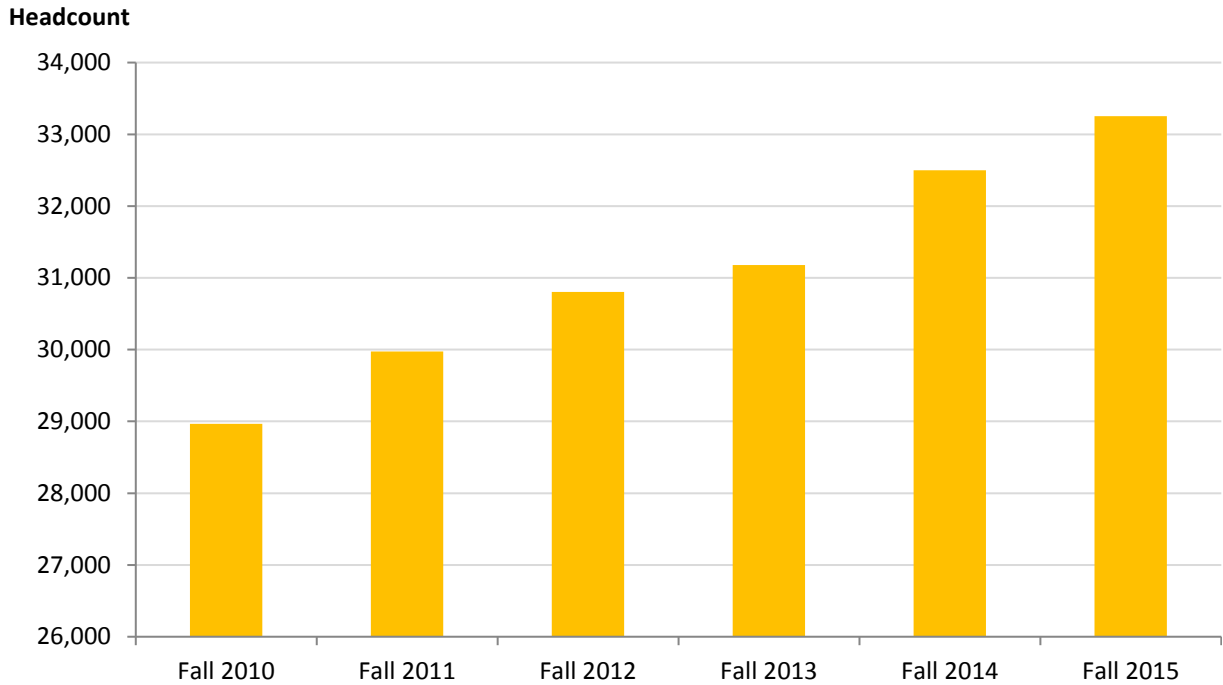
Source: University System of Georgia

## Top Ten Transfer Institutions Fall Semester 2015

<b>Most Undergraduate Transfers in Fall 2015</b>	<b>Number Enrolled</b>
Georgia Perimeter College	368
Georgia Highlands College	278
Chattahoochee Tech College	276
Georgia Southern University	117
University of North Georgia	109
Valdosta State University	66
University of West Georgia	71
Georgia State University	81
Georgia Military College	58
Dalton State College	50
All Other Institutions	1,165
<b>Total Undergraduate Transfers</b>	<b>2,639</b>

Note: Effective Fall Semester 2015, Kennesaw State University and Southern Polytechnic State University consolidated into one institution.

## Fall Semester Enrollment



Source: University System of Georgia

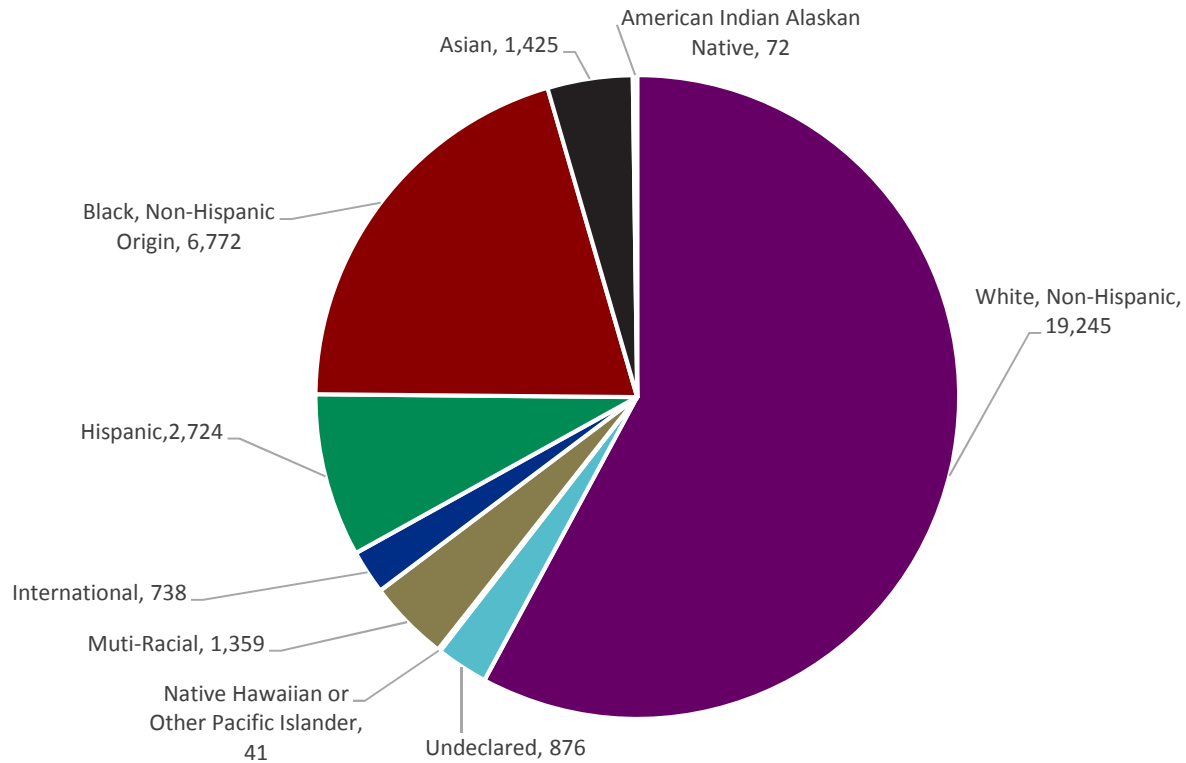
## Fall Semester Enrollment

Classification	Fall 2010	Fall 2011	Fall 2012	Fall 2013	Fall 2014	Fall 2015	5 Year #	5 Year %
							Change	Change
Joint Enrollment Honors	160	223	208	321	403	439	279	174%
Freshman	6,017	6,131	6,403	6,321	6,863	7,365	1,348	22%
Sophomore	5,855	6,157	6,278	6,374	6,627	6,848	993	17%
Junior	6,085	6,175	6,385	6,567	6,629	6,838	753	12%
Senior	7,961	8,469	8,630	8,555	8,810	8,791	830	10%
Graduate	2,687	2,604	2,720	2,825	2,937	2,772	85	3%
Other	201	215	182	215	231	199	-2	-1%
<b>Total</b>	<b>28,966</b>	<b>29,974</b>	<b>30,806</b>	<b>31,178</b>	<b>32,500</b>	<b>33,252</b>	<b>4,286</b>	<b>15%</b>
<b>Annual % Change</b>	5%	3%	3%	1%	4%	2%		
<b>FTE</b>	<b>25,949</b>	<b>26,709</b>	<b>27,426</b>	<b>27,693</b>	<b>28,906</b>	<b>29,768</b>	<b>3,819</b>	<b>15%</b>
<b>Annual % Change</b>	5%	3%	3%	1%	4%	3%		

Note: Effective Fall Semester 2015, Kennesaw State University and Southern Polytechnic State University consolidated into one institution.

Southern Polytechnic State University enrollment counts are included in data provided here.

## Enrollment by Race and Ethnicity Fall 2015



Source: IPEDS Data Center  
<https://nces.ed.gov/ipeds/datacenter/Default.aspx>

## Enrollment by Race and Ethnicity

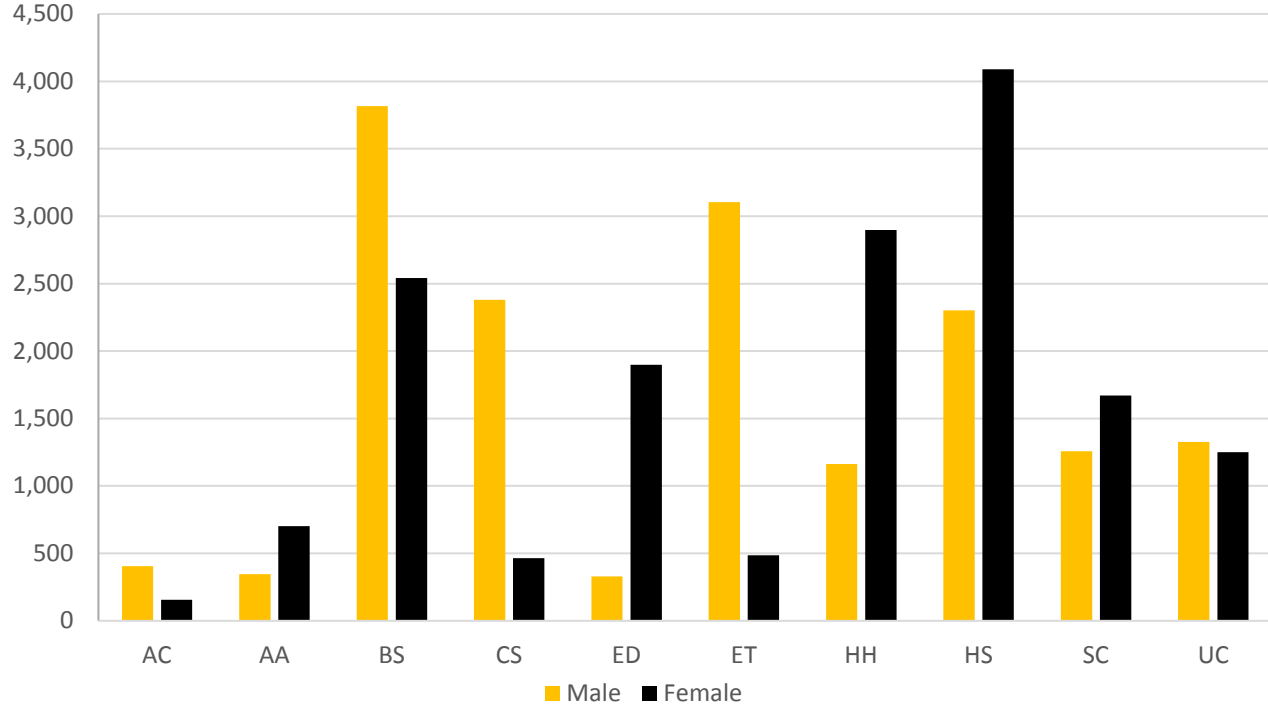
Minority and Majority Group	Fall 2010	Fall 2011	Fall 2012	Fall 2013	Fall 2014	Fall 2015
American Indian or Alaskan Native	100	85	72	67	72	72
Asian	1,081	1,118	1,180	1,242	1,345	1,425
Black, Non-Hispanic Origin	4,544	5,070	5,398	5,844	6,329	6,772
Hispanic	1,617	1,804	2,030	2,219	2,427	2,724
International	929	873	803	829	834	738
Multi-Racial	691	838	998	1,099	1,254	1,359
Native Hawaiian or Other Pacific Islander	39	42	40	39	46	41
Undeclared	1,158	1,182	1,193	923	931	876
White, Non-Hispanic Origin	18,807	18,947	19,092	18,916	19,262	19,245
<b>Total</b>	<b>28,966</b>	<b>29,959</b>	<b>30,806</b>	<b>31,178</b>	<b>32,500</b>	<b>33,252</b>

Note: Effective Fall Semester 2015, Kennesaw State University and Southern Polytechnic State University consolidated into one institution.

Southern Polytechnic State University enrollment counts **are** included in the data provided here.

## Enrollment by College and Gender Fall Semester 2015

### Headcount



Source: University System of Georgia  
KSU Data Warehouse

## Enrollment by College and Gender Fall Semester 2015

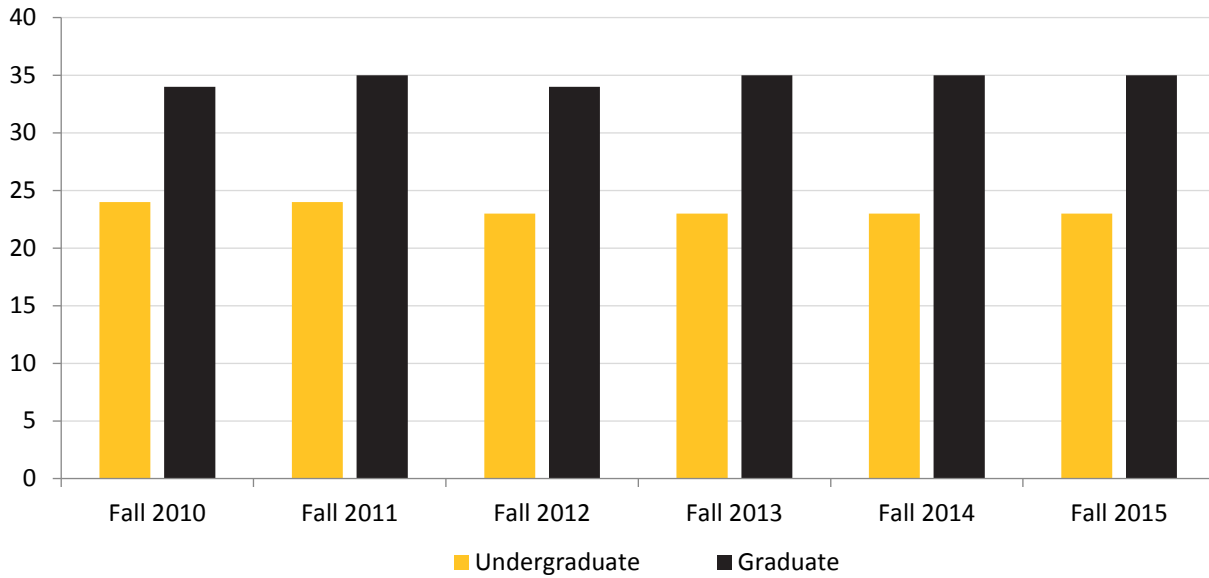
College	Male	Female	Male %	Female %
College of Architecture and Construction Management (AC)	405	157	72%	28%
College of the Arts (AA)	346	701	33%	67%
Coles College of Business (BS)	3,817	2,543	60%	40%
College of Computing and Software Engineering (CS)	2,380	464	84%	16%
Bagwell College of Education (ED)	329	1,899	15%	85%
Southern Polytechnic College of Engineering and Engineering Technology (ET)	3,105	486	86%	14%
WellStar College of Health and Human Services (HH)	1,163	2,898	29%	71%
College of Humanities and Social Sciences (HS)	2,301	4,090	36%	64%
College of Science and Mathematics (SC)	1,258	1,670	43%	57%
University College (UC)	1,327	1,251	51%	49%
Graduate College (GC)	2	6	25%	75%
Undeclared College <sup>1</sup>	275	379	42%	58%
<b>Total</b>	<b>16,708</b>	<b>16,544</b>	<b>50%</b>	<b>50%</b>

Note: Effective Fall Semester 2015, Kennesaw State University and Southern Polytechnic State University consolidated into one institution.

<sup>1</sup> Undeclared College includes auditors, transients, cross registration and non-degree-seeking students.

## Enrollment by Average Age

Average Age



Source: University System of Georgia

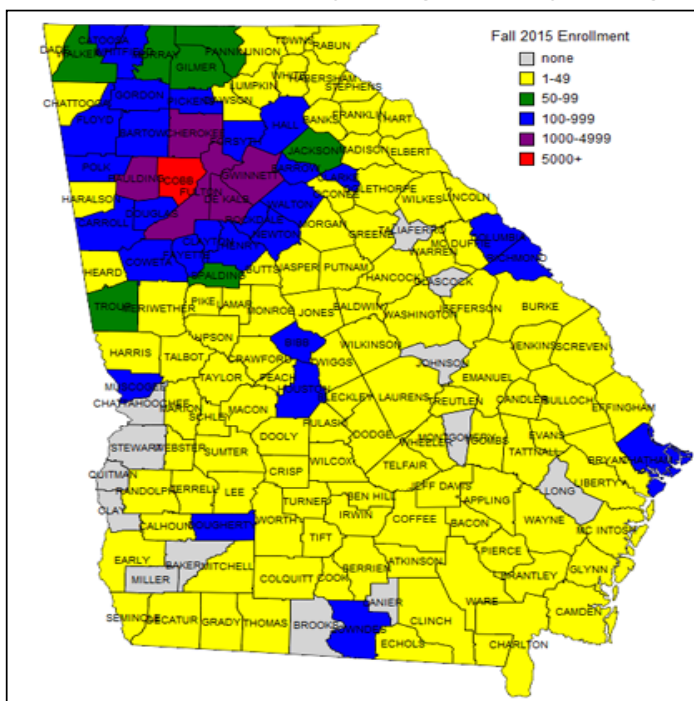
## Enrollment by Average Age

<b>Undergraduate</b>	<b>Fall 2010</b>	<b>Fall 2011</b>	<b>Fall 2012</b>	<b>Fall 2013</b>	<b>Fall 2014</b>	<b>Fall 2015</b>
Average Age	24	24	23	23	23	23
Oldest Student	80	81	82	83	84	85
Youngest Student	15	14	16	15	15	14
Number 35+ Years Old	2,059	2,095	1,902	1,755	1,591	1,863
Percent 35+ Years Old	10%	9%	8%	8%	7%	6%
<b>Graduate</b>	<b>Fall 2010</b>	<b>Fall 2011</b>	<b>Fall 2012</b>	<b>Fall 2013</b>	<b>Fall 2014</b>	<b>Fall 2015</b>
Average Age	34	35	34	35	35	35
Oldest Student	84	85	74	75	73	74
Youngest Student	20	21	21	21	20	20
Number 35+ Years Old	825	790	816	894	942	1,195
Percent 35+ Years Old	42%	43%	43%	45%	44%	43%

Note: Effective Fall Semester 2015, Kennesaw State University and Southern Polytechnic State University consolidated into one institution.

Southern Polytechnic State University enrollment data **are not** included prior to Fall Semester 2015.

## Enrollment by Georgia County of Origin \*



Source: University System of Georgia

## Enrollment by Georgia County of Origin \*

County (Headcount >= 150)	Fall 2010	Fall 2011	Fall 2012	Fall 2013	Fall 2014	Fall 2015
Cobb	7,546	7,611	7,605	7,317	7,116	8,366
Cherokee	2,923	3,045	3,065	2,958	3,022	3,428
Fulton	1,987	2,002	2,128	2,109	2,275	3,020
Gwinnett	1,476	1,641	1,752	1,751	1,839	2,650
Dekalb	600	654	709	771	841	1,333
Paulding	805	861	821	815	866	1,105
Bartow	617	607	630	637	636	734
Forsyth	429	466	489	541	539	673
Douglas	292	355	398	419	434	631
Fayette	330	370	382	401	389	597
Henry	182	235	270	296	344	562
Coweta	136	181	193	228	249	395
Floyd	216	227	221	225	216	291
Walton	125	126	159	166	197	273
Clayton	85	104	116	139	182	260
Rockdale	113	117	124	139	142	237
Houston	84	90	112	121	149	233
Whitfield	155	164	158	158	160	212
Hall	92	98	102	89	103	207
Carroll	90	100	114	117	143	202
Gordon	152	137	145	144	159	190
Columbia	61	82	86	98	133	185
Newton	61	70	69	92	118	172
Muscogee	122	131	128	130	139	161
Chattham	81	81	94	98	109	157
All Other Georgia Counties	1,640	1,681	1,789	1,829	1,971	2,888
<b>Total Students Who Originated from Georgia</b>	<b>20,400</b>	<b>21,236</b>	<b>21,859</b>	<b>21,788</b>	<b>22,471</b>	<b>29,162</b>

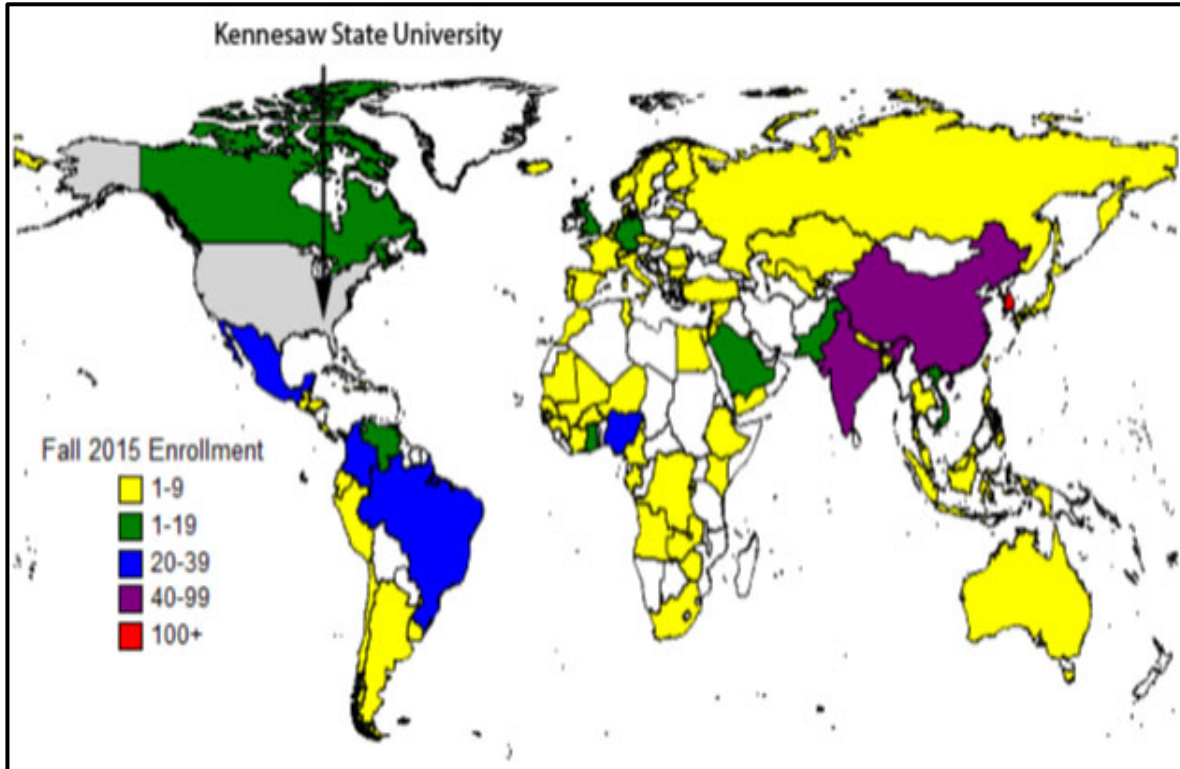
Note: Effective Fall Semester 2015, Kennesaw State University and Southern Polytechnic State University consolidated into one institution.

Southern Polytechnic State University enrollment counts **are not** included prior to Fall Semester 2015.

\* Includes all students who's state of origin is Georgia.



## International Student Enrollment



Source: University System of Georgia

### International Student Enrollment\*

<b>Top 10 Countries Represented</b>	<b>Fall 2010</b>	<b>Fall 2011</b>	<b>Fall 2012</b>	<b>Fall 2013</b>	<b>Fall 2014</b>	<b>Fall 2015</b>
Korea, Republic of (South)	39	52	94	112	127	105
India	44	38	29	29	46	99
China	14	16	17	13	13	85
Nigeria	26	22	20	22	25	38
Mexico	18	6	14	10	21	37
Brazil	19	15	15	18	18	31
Colombia	17	17	21	27	28	21
Saudi Arabia	1	2	3	8	8	19
Canada	15	14	18	13	15	15
Germany	13	12	17	16	18	12

<b>International Group</b>	<b>Fall 2000</b>	<b>Fall 2005</b>	<b>Fall 2010</b>	<b>Fall 2015</b>
Total International Headcount	-	-	-	738
Total Countries Represented	-	-	-	96
Percent of Student Body	-	-	-	2%

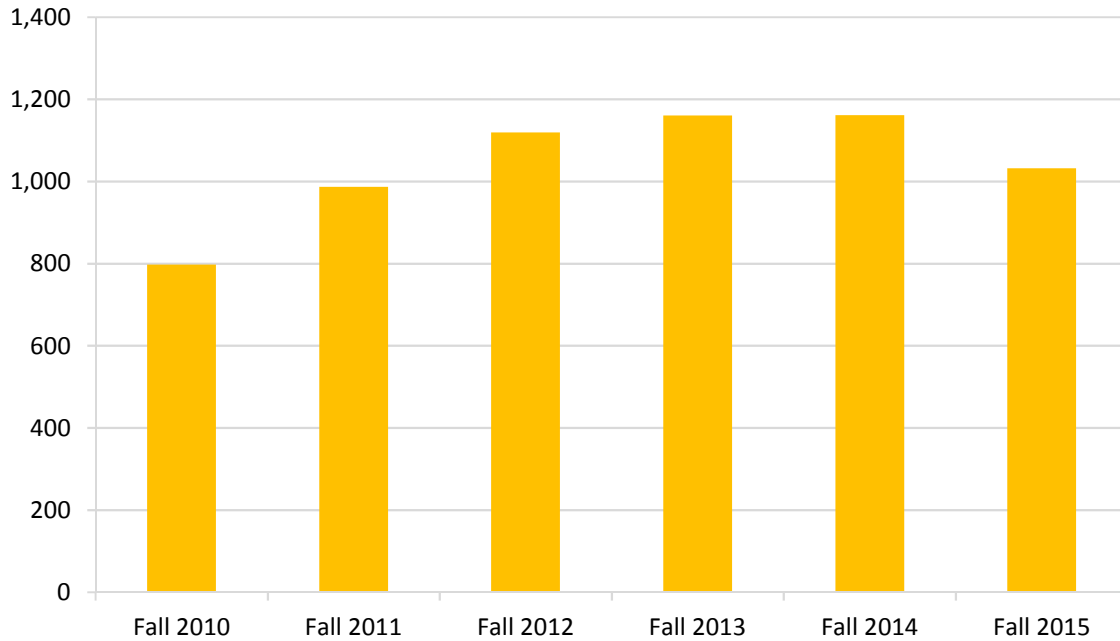
Note: Effective Fall Semester 2015, Kennesaw State University and Southern Polytechnic State University consolidated into one institution.

Southern Polytechnic State University enrollment counts **are not** included prior to Fall Semester 2015.

\* International Students are defined as students who **are not** Permanent Residents of the United States.

## Self-Declared Veteran Enrollment for Fall Semester

Headcount



Source: Source: University System of Georgia  
Banner Student Information System

## Self-Declared Veteran Enrollment for Fall Semester

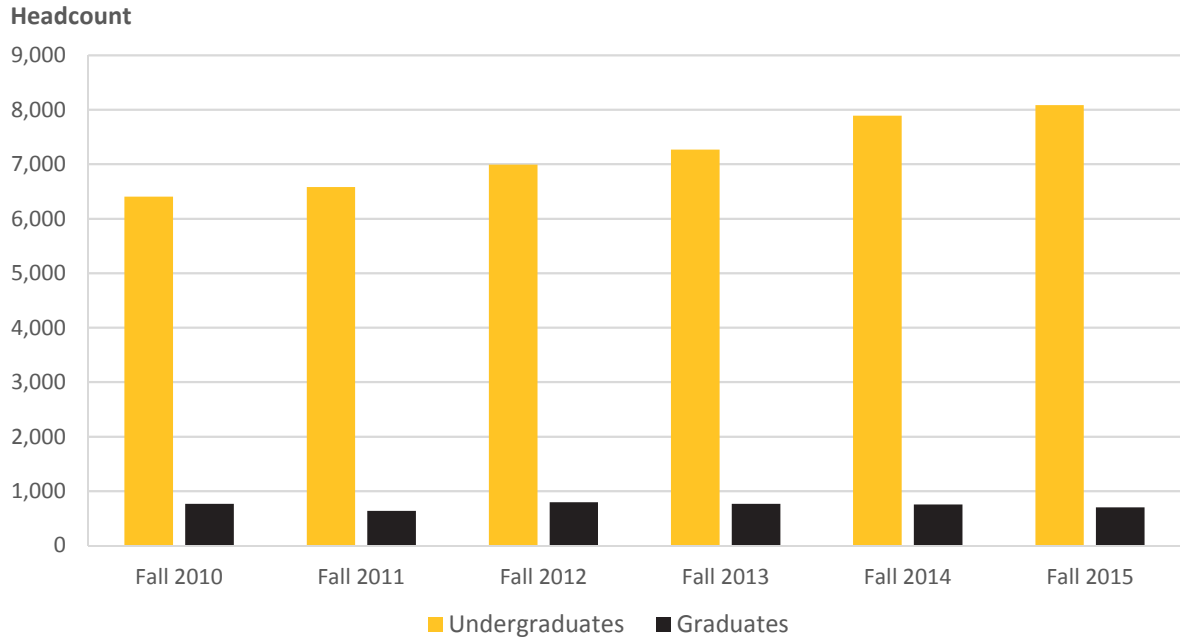
	Fall 2010	Fall 2011	Fall 2012	Fall 2013	Fall 2014	Fall 2015
Veterans <sup>1</sup>	797	987	1,119	1,160	1,161	1,032

Note: Effective Fall Semester 2015, Kennesaw State University and Southern Polytechnic State University consolidated into one institution.

Southern Polytechnic State University veteran enrollment counts **are not** included prior to Fall Semester 2015.

<sup>1</sup> Includes graduate and undergraduate students.

## New Student Enrollment



Source: University System of Georgia

## New Student Enrollment

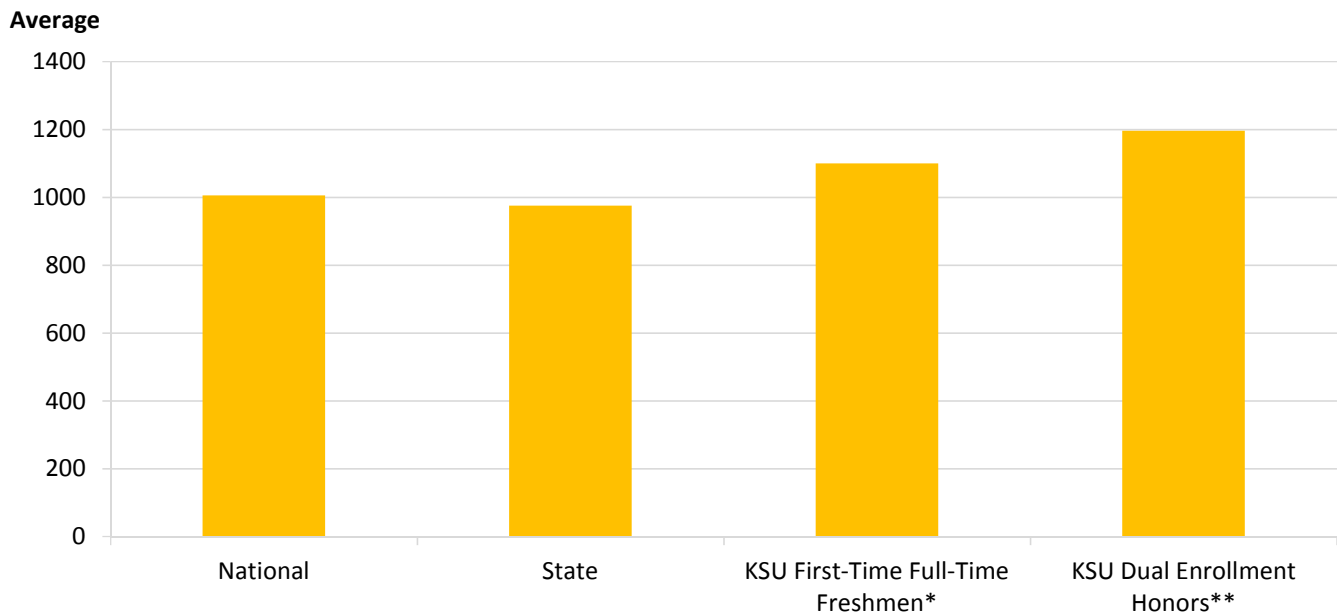
Classification	Fall 2010	Fall 2011	Fall 2012	Fall 2013	Fall 2014	Fall 2015
Joint Enrollment Honors	160	210	203	300	368	439
Beginning Freshman	3,482	3,441	3,799	3,910	4,571	4,873
Transfer	2,612	2,667	2,849	2,898	2,815	2,639
Other Undergraduate	147	263	138	157	138	134
Graduates	763	634	793	767	756	703
<b>Total</b>	<b>7,164</b>	<b>7,215</b>	<b>7,782</b>	<b>8,032</b>	<b>8,648</b>	<b>8,788</b>

Note: Effective Fall Semester 2015, Kennesaw State University and Southern Polytechnic State University consolidated into one institution.

Southern Polytechnic State University historical headcounts are included in the data provided here.

Beginning Freshmen includes the number of new students that matriculated in fall semester and do not have a transfer college reported. This also includes new students who matriculated fall semester with a transfer college if they graduated from high school within the last 12 months.

## National and State SAT Comparisons



Source: College Board SAT 2015 College Bound Seniors State Profile (Georgia) 2015  
 University System of Georgia  
 KSU Data Warehouse

## National and State SAT Comparisons

	Fall 2010	Fall 2011	Fall 2012	Fall 2013	Fall 2014	Fall 2015
<b>Verbal</b>						
National	501	497	496	497	497	495
State	488	485	488	488	488	490
KSU First-Time Full-Time Freshmen*	541	541	547	548	547	552
KSU Dual Enrollment Honors**	607	603	606	616	602	605
<b>Math</b>						
National	516	514	514	513	513	511
State	490	487	489	485	485	485
KSU First-Time Full-Time Freshmen *	541	537	540	538	538	548
KSU Dual Enrollment Honors**	594	605	602	603	593	591
<b>Total</b>						
National	1017	1011	1010	1010	1010	1006
State	978	972	977	973	973	975
KSU First-Time Full-Time Freshmen *	1082	1078	1087	1086	1085	1100
KSU Dual Enrollment Honors**	1201	1208	1208	1219	1195	1196

Note: Effective Fall Semester 2015, Kennesaw State University and Southern Polytechnic State University consolidated into one institution.

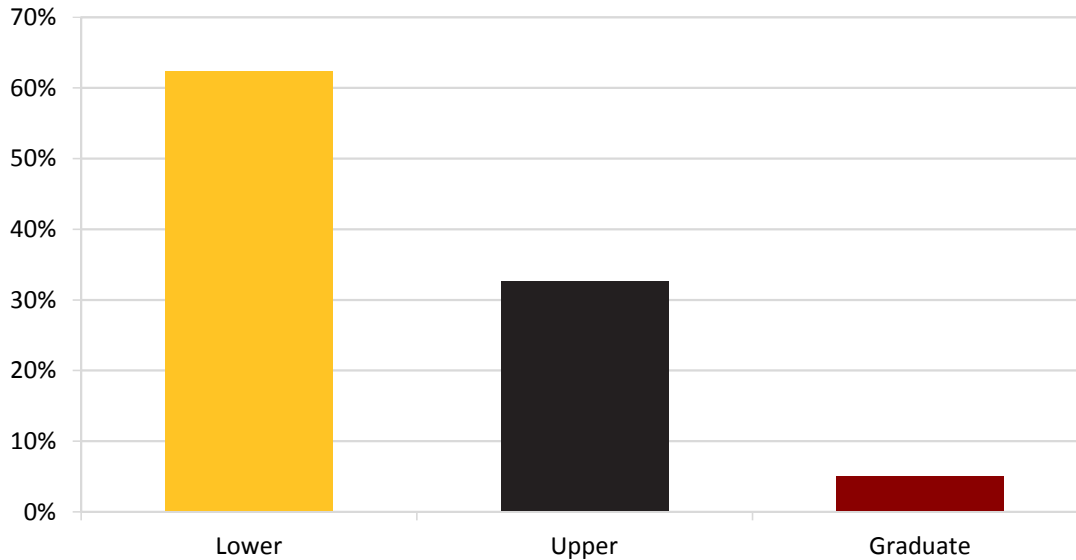
Southern Polytechnic State University SAT Scores **are not** included prior to Fall Semester 2015.

\* KSU First-Time Full-Time Freshmen are based on the IPEDS definition of First-Time, Full-Time Cohort and includes first-time students who began in the prior summer term.

\*\*KSU Dual Enrollment are students who have begun college enrollment before graduating from high school.

## Fall Semester Student Credit Hours

Percentage



Source: University System of Georgia

## Fall Semester Student Credit Hours

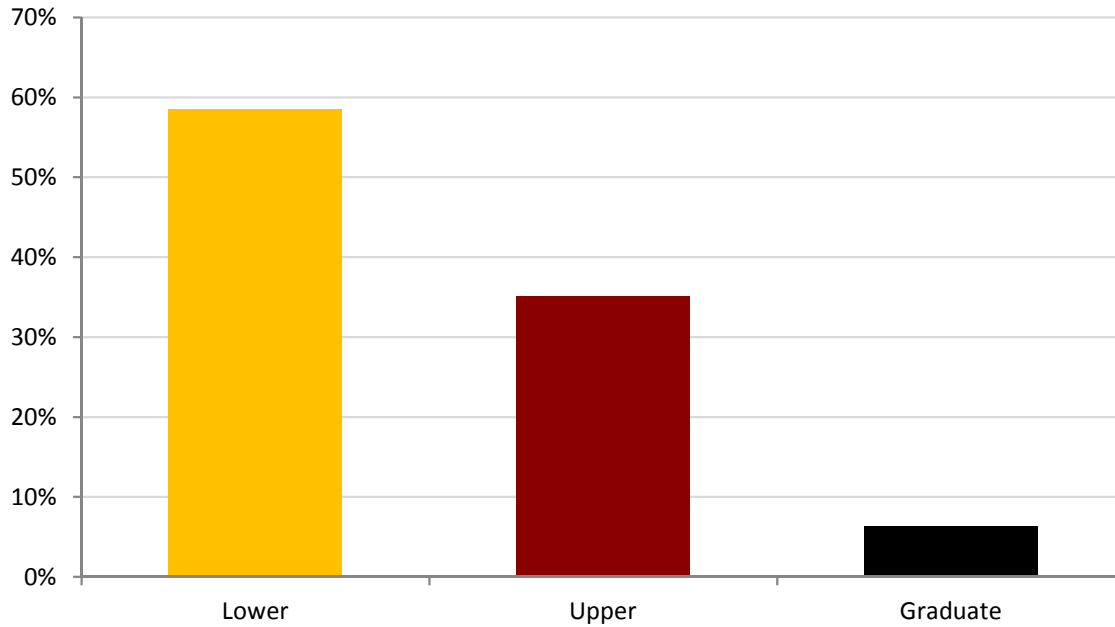
Level	Fall 2010	Fall 2011	Fall 2012	Fall 2013	Fall 2014	Fall 2015	5-Year # Change	5-Year % Change
Lower	206,706.0	212,077.0	219,015.0	219,798.0	231,275.0	242,873.0	36,167.0	17%
Upper	114,396.0	119,099.0	120,231.0	121,869.0	126,286.0	127,316.0	12,920.0	11%
Graduate	19,249.0	18,542.5	18,733.5	19,248.0	20,757.5	19,770.0	521.0	3%
<b>Total</b>	<b>340,351.0</b>	<b>349,718.5</b>	<b>357,979.5</b>	<b>360,915.0</b>	<b>378,318.5</b>	<b>389,959.0</b>	<b>49,608.0</b>	<b>15%</b>
<b>Annual % Change</b>	<b>5%</b>	<b>3%</b>	<b>2%</b>	<b>1%</b>	<b>5%</b>	<b>3%</b>		

Note: Effective Fall Semester 2015, Kennesaw State University and Southern Polytechnic State University consolidated into one institution.

Southern Polytechnic State University credit hours are included in the data provided here.

## Student Credit Hours Generated by Fiscal Year

Percentage



Source: University System of Georgia

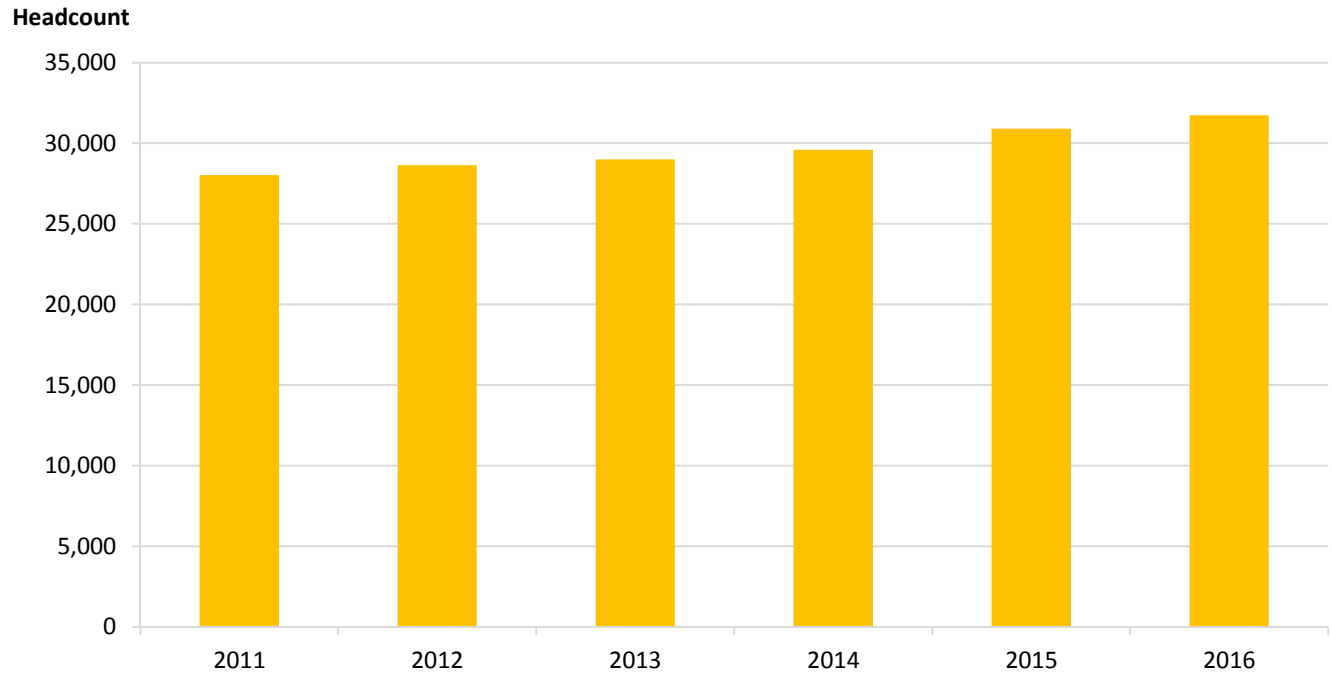
## Student Credit Hours Generated by Fiscal Year

Level	FY 2010	FY 2011	FY 2012	FY 2013	FY 2014	FY 2015	5-Year # Change	5-Year % Change
Lower	426,947	446,326	455,064	454,743	457,454	481,599	54,652	13%
Upper	259,343	275,153	281,312	279,402	282,538	288,663	29,321	11%
Graduate	48,980	48,232	45,879	46,916	48,253	52,631	3,651	7%
<b>Total</b>	<b>735,270</b>	<b>769,711</b>	<b>782,255</b>	<b>781,039</b>	<b>788,245</b>	<b>822,893</b>	<b>87,623</b>	<b>12%</b>
<b>Annual % Change</b>	7%	5%	2%	0%	1%	4%		

Note: Effective Fall Semester 2015, Kennesaw State University and Southern Polytechnic State University consolidated into one institution.

Southern Polytechnic State University credit hours **are** included in the above table.

## Spring Semester Enrollment



Source: University System of Georgia  
KSU Data Warehouse

## Spring Semester Enrollment

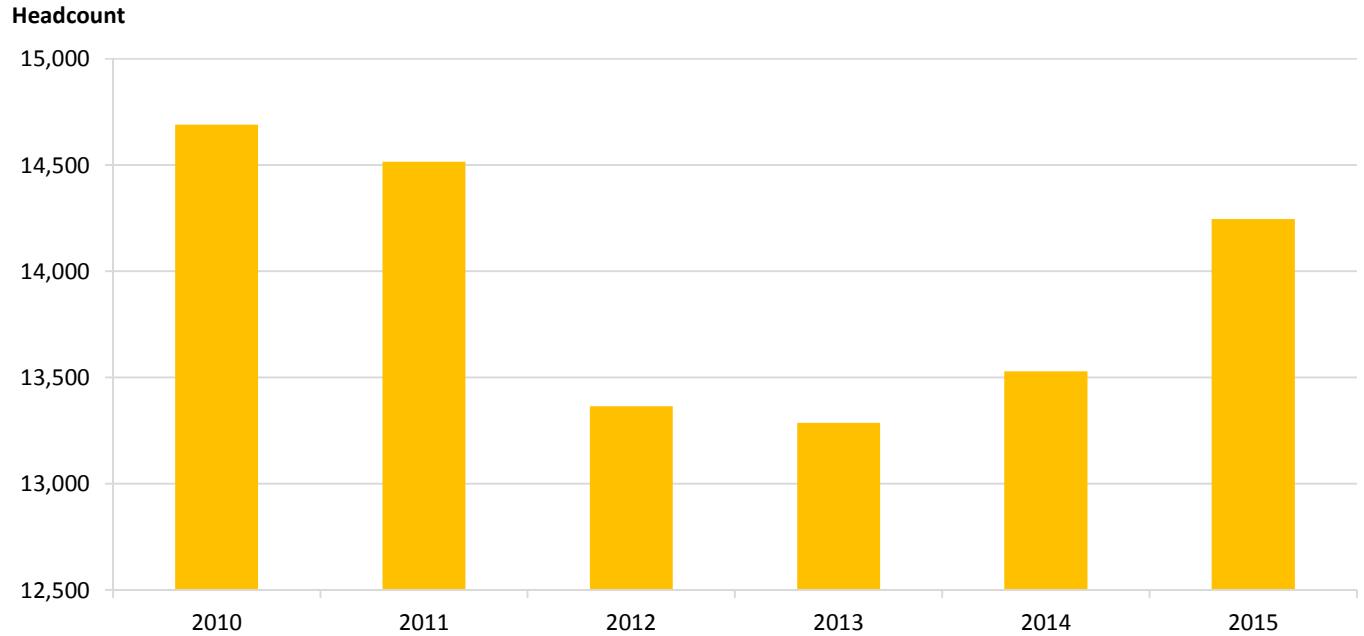
Classification	Spring 2011	Spring 2012	Spring 2013	Spring 2014	Spring 2015	Spring 2016
Joint Enrollment Honors	139	185	167	283	354	420
Freshman	4,088	3,964	3,873	3,836	4,229	5,487
Sophomore	4,643	4,793	4,873	4,959	5,193	6,661
Junior	5,120	5,301	5,269	5,452	5,515	7,141
Senior	6,741	7,025	6,933	6,816	6,919	9,212
Graduate	1,830	1,756	1,792	1,865	1,992	2,624
Other <sup>1</sup>	94	79	98	135	197	187
<b>Southern Polytechnic State University</b>	5,357	5,530	5,988	6,238	6,498	0
<b>Total</b>	<b>28,012</b>	<b>28,633</b>	<b>28,993</b>	<b>29,584</b>	<b>30,897</b>	<b>31,732</b>
<b>Annual % Change</b>	3%	2%	1%	2%	4%	3%
<b>FTE</b>	24,086	25,317	25,573	26,104	27,273	28,172
<b>Annual % Change</b>	1%	5%	1%	2%	4%	3%

Note: Effective Fall Semester 2015, Kennesaw State University and Southern Polytechnic State University consolidated into one institution.

Southern Polytechnic State University historical headcounts are included in the data provided here.

<sup>1</sup> Other includes auditors, transients and non-degree seeking students.

## Summer Semester Enrollment



Source: University System of Georgia

## Summer Semester Enrollment

Classification	Summer 2010	Summer 2011	Summer 2012	Summer 2013	Summer 2014	Summer 2015	5-Year # Change	5-Year % Change
Dual Enrollment	-	-	-	-	-	-	-	-
Freshman	1,408	1,271	1,018	969	880	1,036	-372	-26%
Sophomore	1,821	1,896	1,620	1,558	1,600	1,685	-136	-7%
Junior	2,582	2,440	2,335	2,296	2,181	2,293	-289	-11%
Senior	4,257	4,361	3,980	4,002	3,931	4,118	-139	-3%
Graduate	1,422	1,297	1,320	1,396	1,531	1,631	209	15%
Other <sup>1</sup>	563	506	563	550	528	381	-182	-32%
<b>Southern Polytechnic State University</b>	<b>2,637</b>	<b>2,744</b>	<b>2,529</b>	<b>2,516</b>	<b>2,877</b>	<b>3,101</b>	<b>464</b>	<b>18%</b>
<b>Total</b>	<b>14,690</b>	<b>14,515</b>	<b>13,365</b>	<b>13,287</b>	<b>13,528</b>	<b>14,245</b>	<b>-445</b>	<b>-3%</b>
<b>Annual % Change</b>	<b>3%</b>	<b>-1%</b>	<b>-8%</b>	<b>-1%</b>	<b>2%</b>	<b>5%</b>		
<b>FTE</b>	<b>8,827</b>	<b>8,570</b>	<b>7,628</b>	<b>7,412</b>	<b>7,582</b>	<b>7,911</b>	<b>-916</b>	<b>-5%</b>
<b>Annual % Change</b>	<b>6%</b>	<b>-3%</b>	<b>-11%</b>	<b>-3%</b>	<b>2%</b>	<b>4%</b>		

Note: Effective Fall Semester 2015, Kennesaw State University and Southern Polytechnic State University consolidated into one institution.

Southern Polytechnic State University historical headcounts are included in the data provided here.

<sup>1</sup> Other includes auditors, transients and non-degree seeking students.





**Kennesaw State University**

**2015-2016 Fact Book**

**ACADEMIC PROGRAMS**

# Baccalaureate Degree Programs

2015-2016

## Bachelor of Arts

African and African Diaspora Studies  
Applied Computer Science  
Art History  
Dance  
English  
Geography  
History  
International Affairs  
Modern Language and Culture (P-12)  
Music  
New Media Arts  
Philosophy  
Theatre and Performance Studies  
Writing and New Media

## Bachelor of Architecture

## Bachelor of Applied Science

Information Technology  
Manufacturing Operations  
Supply Chain Logistics

## Bachelor of Apparel Textiles

## Bachelor of Business Administration

Accounting  
Economics  
Finance  
Information Security and Assurance  
Information Systems  
International Business  
Management  
Marketing  
Professional Sales

## Bachelor of Fine Arts

Art

## Bachelor of Music

Music Education (P-12)  
Music Performance

## Bachelor of Nursing

Nursing (RN-B.S.N.)

## Bachelor of Science

Anthropology  
Art Education (P-12)  
Biochemistry  
Biology  
Biology Education (Secondary)  
Biotechnology  
Chemistry  
Communication  
Computational and Applied Mathematics  
Computer Engineering Technology  
Computer Science  
Construction Management  
Criminal Justice  
Culinary Sustainability and Hospitality  
Early Childhood Education (Birth to Age Five)  
Early Childhood Education (P-5)  
Electrical Engineering Technology  
English Education (Secondary)  
Environmental Engineering  
Exercise Science  
Geographic Information Science  
Health & Physical Education (P-12)  
History Education (Secondary)  
Human Services  
Industrial Engineering Technology  
Integrative Studies  
Journalism and Emerging Media  
Mathematics  
Mathematics Education (Secondary)  
Mechanical Engineering Technology  
Mechatronics Engineering  
Middle Grades Education (4-8)  
Physics  
Political Science  
Psychology  
Public Health  
Public Relations  
Sociology  
Sport Management  
Surveying and Mapping  
Technical Communication

# Graduate Degree Programs Authorized

2015-2016

## Master's Degree Programs

Master of Accounting (M.Acc.)  
Master of Arts in Professional Writing (M.A.P.W.)  
Master of Arts in Teaching (M.A.T.)  
Master of Arts with a Major in American Studies (M.A.)  
Master of Arts with a Major in Integrated Global Communication (M.A.)  
Master of Business Administration  
Master of Education with a Major in Adolescent Education (M.Ed.)  
Master of Education with a Major in Early Childhood Education (M.Ed.)  
Master of Education with a Major in Educational Leadership (M.Ed.)  
Master of Education with a Major in ESOL, Teaching English to Speakers of Other Languages (M.Ed.)  
Master of Education with a Major in Inclusive Education (M.Ed.)  
Master of Education with a Major in Instructional Technology (M.Ed.)  
Master of Education with a Major in Middle Grades Education (M.Ed.)  
Master of Education with a Major in Reading (M.Ed.)  
Master of Education with a Major in Secondary Education (M.Ed.)  
Master of Education with a Major in Special Education (M.Ed.)  
Master of Education with a Major in Teacher Leadership (M.Ed.)  
Master of Public Administration (M.P.A.)  
Master of Science in Architecture (M.S.Ar.)  
Master of Science in Civil Engineering (M.S.C.E.)  
Master of Science in Conflict Management (M.S.C.M.)  
Master of Science in Information and Instructional Design (M.S.I.I.D.)  
Master of Science in Information Systems (M.S.I.S.)  
Master of Science in Information Technology (M.S.I.T.)  
Master of Science in Nursing with a Major in Advanced Care Management and Leadership (M.S.N.)  
Master of Science in Nursing with a Major in Primary Care Nurse Practitioner (M.S.N.)  
Master of Science in Software Engineering (M.S.S.W.E.)  
Master of Science in Systems Engineering (M.S.S.Eng.)  
Master of Science with a Major in Applied Engineering (M.S.)  
Master of Science with a Major in Applied Exercise and Health Science (M.S.)  
Master of Science with a Major in Applied Statistics (M.S.)  
Master of Science with a Major in Chemical Sciences (M.S.)  
Master of Science with a Major in Computer Science (M.S.)  
Master of Science with a Major in Construction Management (M.S.)  
Master of Science with a Major in Criminal Justice (M.S.)  
Master of Science with a Major in First-Year Studies (M.S.)  
Master of Science with a Major in Healthcare Management and Informatics (M.S.)  
Master of Science with a Major in Information Design and Communication (M.S.)  
Master of Science with a Major in Integrative Biology (M.S.)  
Master of Science with a Major in International Policy Management (M.S.)  
Master of Science with a Major in Quality Assurance (M.S.)  
Master of Social Work (M.S.W.)

## Graduate Degree Programs Authorized (continued)

2015-2016

### Specialist Degree Programs

Specialist in Education with a Major in Curriculum and Instruction (Ed.S.)  
Specialist in Education with a Major in Early Childhood Education (Ed.S.)  
Specialist in Education with a Major in Educational Leadership for Learning (Ed.S.)  
Specialist in Education with a Major in Instructional Technology (Ed.S.)  
Specialist in Education with a Major in Middle Grades Education (Ed.S.)  
Specialist in Education with a Major in Secondary Education (Ed.S.)  
Specialist in Education with a Major in Special Education (Ed.S.)  
Specialist in Education with a Major in Teaching Leadership (Ed.S.)

### Doctoral Degree Programs

Doctor of Business Administration (D.B.A.)  
Doctor of Education with a Major in Early Childhood Education (Ed.D.)  
Doctor of Education with a Major in Educational Leadership for Learning (Ed.D.)  
Doctor of Education with a Major in Instructional Technology (Ed.D.)  
Doctor of Education with a Major in Middle Grades Education (Ed.D.)  
Doctor of Education with a Major in Secondary Education (Ed.D.)  
Doctor of Education with a Major in Special Education (Ed.D.)  
Doctor of Education with a Major in Teacher Leadership (Ed.D.)  
Doctor of Philosophy with a Major in International Conflict Management (Ph.D.)  
Doctor of Nursing Science (D.N.S.)

# Post-Baccalaureate Certificates Authorized

2015-2016

## Advanced Certificate

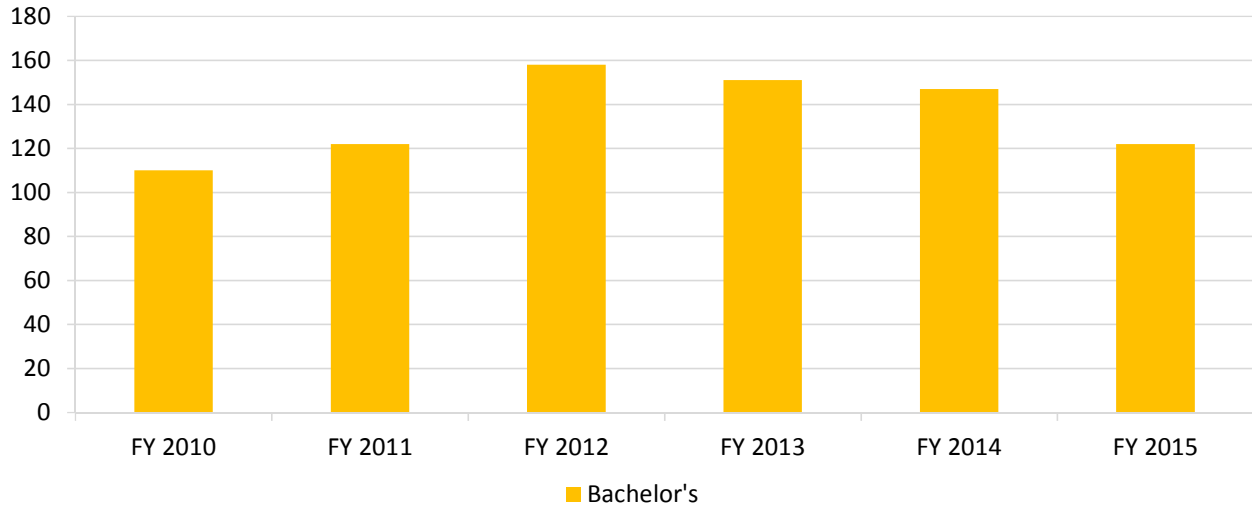
American Studies  
Autism Spectrum Disorders  
Communications Management  
Computer Science Foundations  
Content Development  
Creative Writing  
Digital and Social Media  
Educational Assessment and Measurement  
Health Information Technology  
High Performance Computing Cluster and Big Data Analytics  
Information Security and Assurance  
Information Technology Foundations  
Information Technology Security  
Instructional Design  
Leadership and Ethics  
Nonprofit Management and Leadership  
Nurse Educator  
Nursing Administration and Health Policy  
Online Teaching  
Professional Writing for International Audiences  
Quality Assurance  
Software Engineering  
Software Engineering Foundations  
Special Education  
Systems Engineering  
Technical Communication  
User Experience  
Visual Communication and Graphics

## Certificates of Less than One Year

Apparel Product Development  
Facilities Management  
Geographic Information Sciences  
Health Information Technology  
Information Security  
Information Systems  
Interdisciplinary Music and Entertainment Business  
Land Development  
Land Surveying  
Logistics  
Multiplatform News Reporting  
Nonprofit Management and Leadership  
Production Design  
Project Management  
Quality Principles  
Specialty Construction

## Degrees Conferred - College of the Arts

### Headcount



Source: University System of Georgia  
KSU Data Warehouse

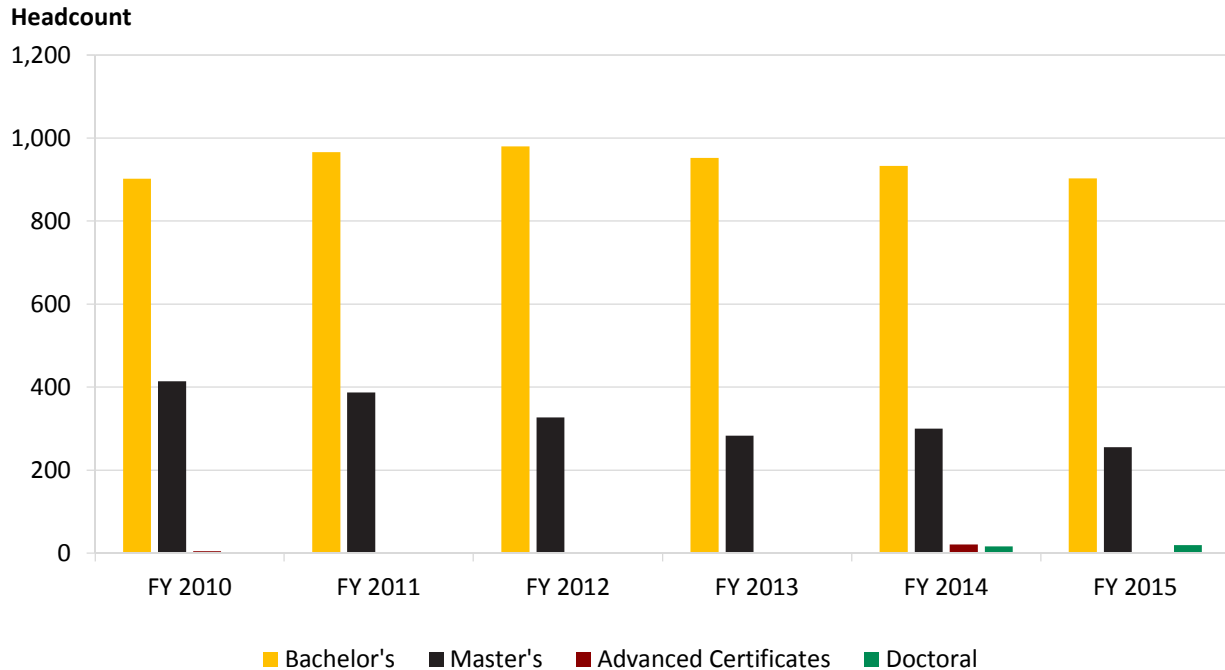
## Degrees Conferred - College of the Arts

<b>Bachelor's</b>	<b>FY 2010</b>	<b>FY 2011</b>	<b>FY 2012</b>	<b>FY 2013</b>	<b>FY 2014</b>	<b>FY 2015</b>
Art Education (P-12)	15	13	12	3	6	9
Art	51	53	65	65	52	35
Art History	-	-	2	8	10	9
Dance	7	11	12	13	25	11
Music Education (P-12)	8	10	17	13	12	12
Music Performance	6	6	17	18	20	15
Music	3	2	6	6	3	2
Theatre and Performance Studies	20	27	27	25	19	29
<b>College Total</b>	<b>110</b>	<b>122</b>	<b>158</b>	<b>151</b>	<b>147</b>	<b>122</b>

Note: Effective Fall Semester 2015, Kennesaw State University and Southern Polytechnic State University consolidated into one institution.

Southern Polytechnic State University degrees conferred **are not** included in the table above.

## Degrees Conferred - College of Business



Source: University System of Georgia  
KSU Data Warehouse

## Degrees Conferred - College of Business

<b>Bachelor's</b>	<b>FY 2010</b>	<b>FY 2011</b>	<b>FY 2012</b>	<b>FY 2013</b>	<b>FY 2014</b>	<b>FY 2015</b>
Accounting	194	221	222	199	206	217
Economics	19	26	30	18	26	26
Finance	155	149	135	153	155	154
International Business	14	27	43	53	37	49
Information Systems	58	56	78	93	77	73
Information Security and Assurance	19	26	37	42	46	20
Management	244	294	271	245	235	222
Marketing	165	151	132	116	124	119
Professional Sales	34	16	32	33	27	23
<b>Bachelor's Total</b>	<b>902</b>	<b>966</b>	<b>980</b>	<b>952</b>	<b>933</b>	<b>903</b>
<b>Master's</b>	<b>FY 2010</b>	<b>FY 2011</b>	<b>FY 2012</b>	<b>FY 2013</b>	<b>FY 2014</b>	<b>FY 2015</b>
Master of Accounting	69	74	43	59	67	65
MBA	320	289	253	207	208	170
Information Systems	25	24	31	17	25	20
<b>Master's Total</b>	<b>414</b>	<b>387</b>	<b>327</b>	<b>283</b>	<b>300</b>	<b>255</b>
<b>Doctoral</b>	<b>FY 2010</b>	<b>FY 2011</b>	<b>FY 2012</b>	<b>FY 2013</b>	<b>FY 2014</b>	<b>FY 2015</b>
Doctorate of Business Administration	-	-	-	-	16	19
<b>Doctoral Total</b>	<b>-</b>	<b>-</b>	<b>-</b>	<b>-</b>	<b>16</b>	<b>19</b>

## Degrees Conferred - College of Business (continued)

<b>Advanced Certificates</b>	<b>FY 2010</b>	<b>FY 2011</b>	<b>FY 2012</b>	<b>FY 2013</b>	<b>FY 2014</b>	<b>FY 2015</b>
CERO in Information Technology	-	-	-	-	5	1
Information Security and Assurance	5	1	2	1	1	0
Music and Entertainment Business	-	-	-	-	15	0
<b>Advanced Certificates Total</b>	<b>5</b>	<b>1</b>	<b>2</b>	<b>1</b>	<b>21</b>	<b>1</b>
<b>College Total</b>	<b>1,321</b>	<b>1,354</b>	<b>1,309</b>	<b>1,236</b>	<b>1,270</b>	<b>1,178</b>

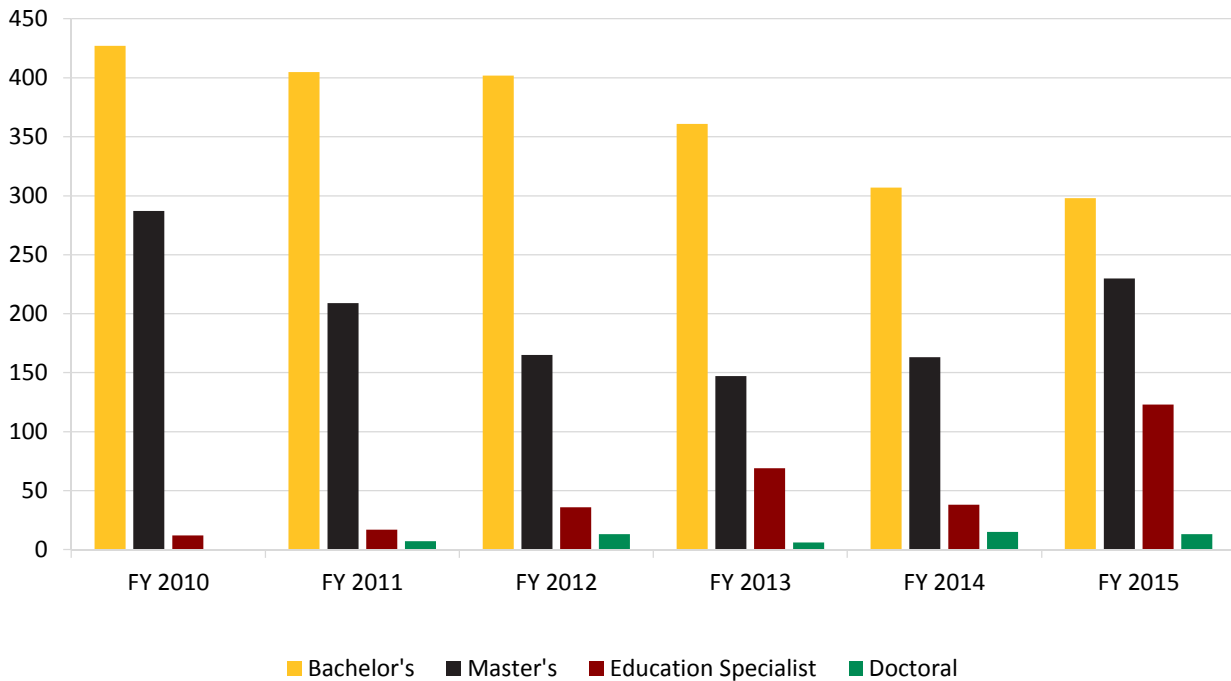
Note: Effective Fall Semester 2015, Kennesaw State University and Southern Polytechnic State University consolidated into one institution.

Southern Polytechnic State University degrees conferred **are not** included in the table above.



## Degrees Conferred - College of Education

### Headcount



Source: University System of Georgia  
KSU Data Warehouse

## Degrees Conferred - College of Education

<b>Bachelor's</b>	<b>FY 2010</b>	<b>FY 2011</b>	<b>FY 2012</b>	<b>FY 2013</b>	<b>FY 2014</b>	<b>FY 2015</b>
Early Childhood Education (Birth to Age Five)	-	-	6	6	10	11
Early Childhood Education (P-5)	375	354	328	287	239	228
Middle Grades Education (4-8)	52	51	68	68	58	59
<b>Bachelor's Total</b>	<b>427</b>	<b>405</b>	<b>402</b>	<b>361</b>	<b>307</b>	<b>298</b>
<b>Master's</b>	<b>FY 2010</b>	<b>FY 2011</b>	<b>FY 2012</b>	<b>FY 2013</b>	<b>FY 2014</b>	<b>FY 2015</b>
Adolescent Education (M.Ed.)	37	29	17	16	9	1
Master of Arts in Teaching (M.A.T.) - TSOL	17	14	14	11	10	8
Inclusive Education (M.Ed.)	15	15	17	9	5	2
Instructional Technology	-	-	-	20	39	70
Master of Arts in Teaching (M.A.T.) - Art	-	10	2	4	3	5
Master of Arts in Teaching (M.A.T.) - Biology	1	9	12	5	8	2
Master of Arts in Teaching (M.A.T.) - Chemistry	5	7	5	10	6	9
Master of Arts in Teaching (M.A.T.) - Chinese	-	-	-	-	1	0
Master of Arts in Teaching (M.A.T.) - English	12	23	20	16	10	15
Master of Arts in Teaching (M.A.T.) - Mathematics	19	22	24	15	17	9
Master of Arts in Teaching (M.A.T.) - Physics	1	5	5	4	5	4
Master of Arts in Teaching (M.A.T.) - Spanish	-	-	-	-	9	1
Master of Arts in Teaching (M.A.T.) - Special Education	-	-	-	-	-	6
Early Childhood Education (M.Ed.)	64	63	30	28	31	46
Teaching English to Speakers	-	-	-	-	-	7
Teacher Leadership	-	-	-	-	-	4
Special Education- General Curriculum	-	-	-	-	-	5
Secondary Education	-	-	-	-	-	15
Middles Grades Education	-	-	-	-	-	2
Educational Leadership	116	12	19	9	10	19
<b>Master's Total</b>	<b>287</b>	<b>209</b>	<b>165</b>	<b>147</b>	<b>163</b>	<b>230</b>

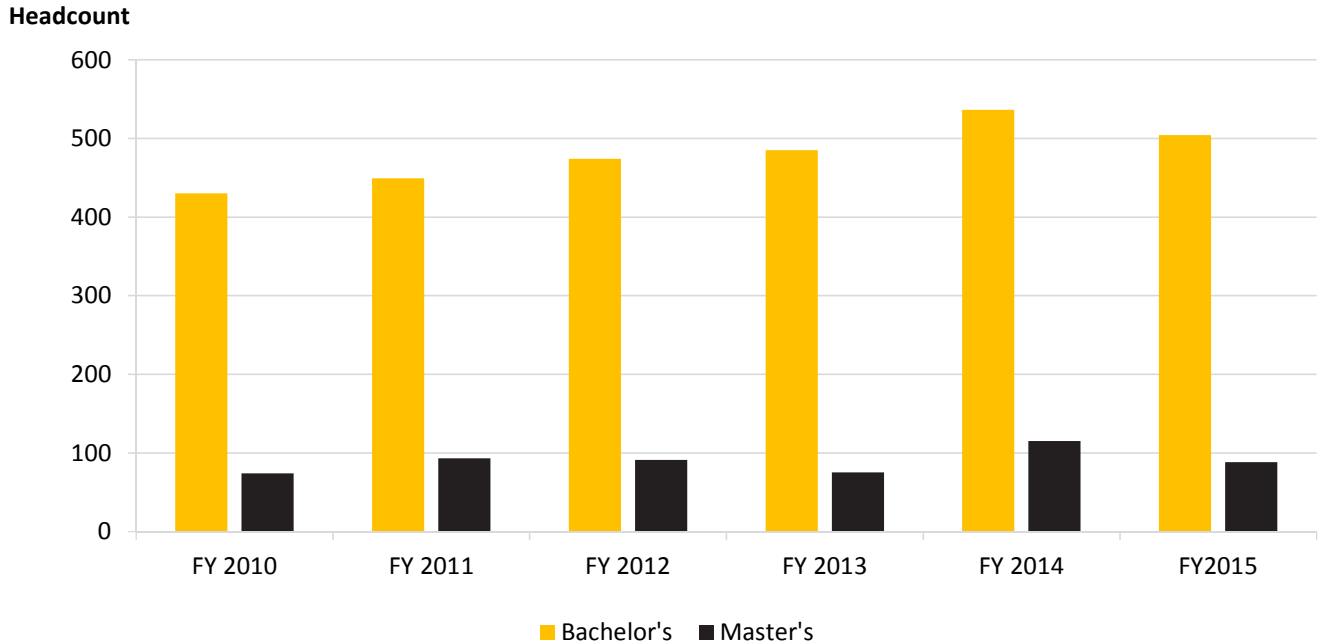
## Degrees Conferred - College of Education (continued)

Education Specialist	FY 2010	FY 2011	FY 2012	FY 2013	FY 2014	FY 2015
Educational Leadership for Learning	10	1	13	32	36	19
Teacher Leadership for Learning	2	16	23	37	2	2
Early Childhood Education	-	-	-	-	-	1
Instructional Technology	-	-	-	-	-	83
Middle Grades Education	-	-	-	-	-	3
Secondary Education	-	-	-	-	-	15
<b>Education Specialist Total</b>	<b>12</b>	<b>17</b>	<b>36</b>	<b>69</b>	<b>38</b>	<b>123</b>
Doctoral	FY 2010	FY 2011	FY 2012	FY 2013	FY 2014	FY 2015
Teacher Leadership for Learning	-	7	13	6	15	3
Educational Leadership for Learning	-	-	-	-	-	4
Early Childhood	-	-	-	-	-	3
Instructional Technology	-	-	-	-	-	2
Secondary Education	-	-	-	-	-	1
<b>Doctoral Total</b>	<b>-</b>	<b>7</b>	<b>13</b>	<b>6</b>	<b>15</b>	<b>13</b>
<b>College Total</b>	<b>726</b>	<b>638</b>	<b>616</b>	<b>583</b>	<b>523</b>	<b>664</b>
<b>Annual % Change</b>	<b>7%</b>	<b>-12%</b>	<b>-3%</b>	<b>-5%</b>	<b>-10%</b>	<b>27%</b>

Note: Effective Fall Semester 2015, Kennesaw State University and Southern Polytechnic State University consolidated into one institution.

Southern Polytechnic State University degrees conferred **are not** included in the table above.

## Degrees Conferred - College of Health and Human Services



Source: University System of Georgia  
KSU Data Warehouse

## Degrees Conferred - College of Health and Human Services

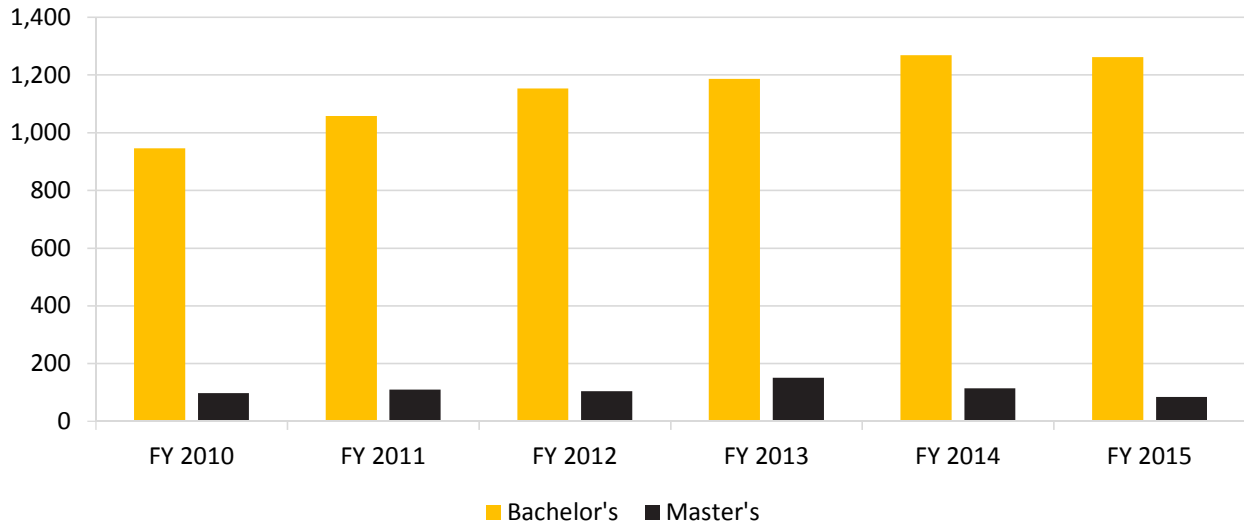
<b>Bachelor's</b>	<b>FY 2010</b>	<b>FY 2011</b>	<b>FY 2012</b>	<b>FY 2013</b>	<b>FY 2014</b>	<b>FY 2015</b>
Nursing	211	202	220	174	222	211
Exercise Science	90	96	102	123	125	119
Health & Physical Education (P-12)	24	27	29	21	18	16
Human Services	64	73	77	115	93	93
Sport Management	41	51	46	52	78	65
<b>Bachelor's Total</b>	<b>430</b>	<b>449</b>	<b>474</b>	<b>485</b>	<b>536</b>	<b>504</b>
<b>Master's</b>	<b>FY 2010</b>	<b>FY 2011</b>	<b>FY 2012</b>	<b>FY 2013</b>	<b>FY 2014</b>	<b>FY 2015</b>
Applied Exercise & Health Science	3	6	18	7	11	4
WellStar Primary Care Nurse Practitioner Program	38	43	38	33	42	30
Advanced Care Management and Leadership	1	13	4	3	6	5
Social Work	32	31	31	32	56	49
<b>Master's Total</b>	<b>74</b>	<b>93</b>	<b>91</b>	<b>75</b>	<b>115</b>	<b>88</b>
<b>Doctoral</b>	<b>FY 2010</b>	<b>FY 2011</b>	<b>FY 2012</b>	<b>FY 2013</b>	<b>FY 2014</b>	<b>FY 2015</b>
Nursing (D.S.N)	-	-	-	-	-	1
<b>Doctoral Total</b>	<b>-</b>	<b>-</b>	<b>-</b>	<b>-</b>	<b>-</b>	<b>1</b>
<b>College Total</b>	<b>504</b>	<b>542</b>	<b>565</b>	<b>560</b>	<b>651</b>	<b>593</b>

Note: Effective Fall Semester 2015, Kennesaw State University and Southern Polytechnic State University consolidated into one institution.

Southern Polytechnic State University degrees conferred **are not** included in the table above.

## Degrees Conferred - College of Humanities and Social Sciences

### Headcount



Source: University System of Georgia  
KSU Data Warehouse

## Degrees Conferred - College of Humanities and Social Sciences

<b>Bachelor's</b>	<b>FY 2010</b>	<b>FY 2011</b>	<b>FY 2012</b>	<b>FY 2013</b>	<b>FY 2014</b>	<b>FY 2015</b>
African and African Diaspora Studies	0	1	3	1	0	0
Anthropology	12	28	23	31	32	37
Criminal Justice	86	91	114	135	152	159
Communication	227	259	269	289	336	320
English Education (Secondary)	48	48	47	37	22	36
English	81	81	109	99	95	74
Geography	7	13	8	18	17	10
Geographic Information Science	8	12	9	13	20	20
History Education (Secondary)	49	46	57	45	39	23
History	52	64	75	69	75	54
International Affairs	46	47	55	54	63	56
Modern Language and Culture	32	34	37	28	39	28
Philosophy	0	2	2	3	5	3
Political Science	64	80	72	85	73	85
Psychology	175	187	199	209	225	257
Sociology	58	64	74	70	75	99
<b>Bachelor's Total</b>	<b>945</b>	<b>1,057</b>	<b>1,153</b>	<b>1,186</b>	<b>1,268</b>	<b>1,261</b>

<b>Master's</b>	<b>FY 2010</b>	<b>FY 2011</b>	<b>FY 2012</b>	<b>FY 2013</b>	<b>FY 2014</b>	<b>FY 2015</b>
Criminal Justice	-	-	-	4	2	3
Integrated Global Communication	-	-	-	10	14	12
American Studies	-	2	9	4	5	5
Conflict Management	25	45	19	21	22	19
Master of Public Administration	32	37	34	58	41	31
Professional Writing	40	25	24	37	24	7
International Policy Management	-	-	18	17	6	7
<b>Master's Total</b>	<b>97</b>	<b>109</b>	<b>104</b>	<b>151</b>	<b>114</b>	<b>84</b>

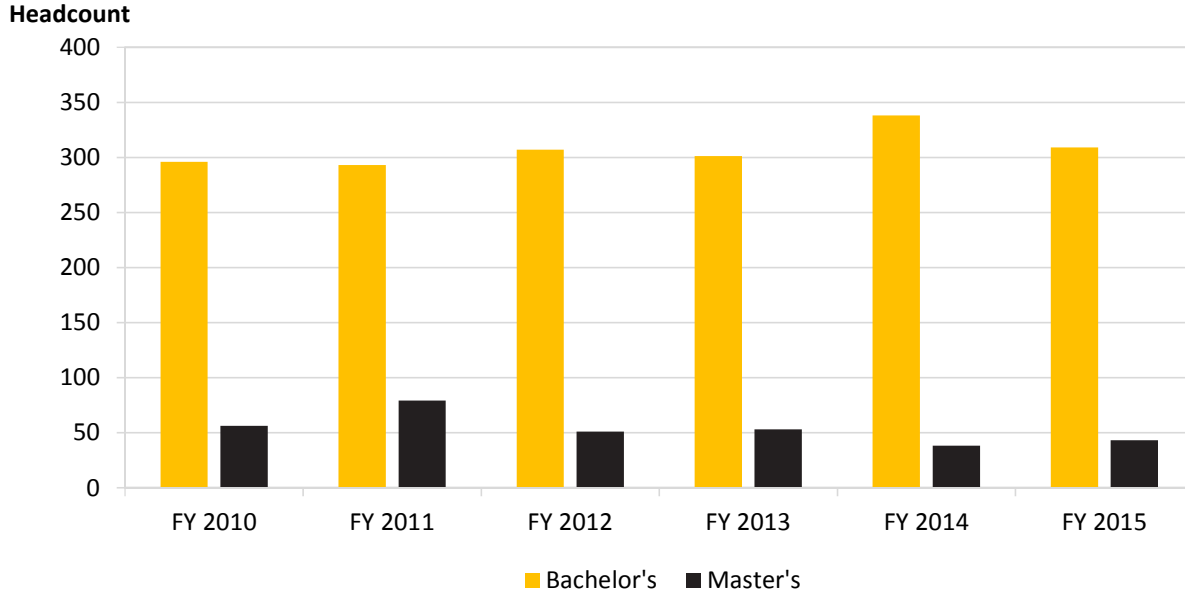
## Degrees Conferred - College of Humanities and Social Sciences (continued)

<b>Doctoral</b>	<b>FY 2010</b>	<b>FY 2011</b>	<b>FY 2012</b>	<b>FY 2013</b>	<b>FY 2014</b>	<b>FY 2015</b>
International Conflict Management	-	-	-	-	-	7
<b>Doctoral Total</b>	<b>-</b>	<b>-</b>	<b>-</b>	<b>-</b>	<b>-</b>	<b>7</b>
<b>Advanced Certificate</b>	<b>FY 2010</b>	<b>FY 2011</b>	<b>FY 2012</b>	<b>FY 2013</b>	<b>FY 2014</b>	<b>FY 2015</b>
CERO in Multiplatform News Reporting	-	-	-	-	3	5
<b>Advanced Certificate Total</b>	<b>-</b>	<b>-</b>	<b>-</b>	<b>-</b>	<b>3</b>	<b>5</b>
<b>College Total</b>	<b>1,042</b>	<b>1,166</b>	<b>1,257</b>	<b>1,337</b>	<b>1,385</b>	<b>1,357</b>

Note: Effective Fall Semester 2015, Kennesaw State University and Southern Polytechnic State University consolidated into one institution.

Southern Polytechnic State University degrees conferred **are not** included in the table above.

## Degrees Conferred - College of Science and Mathematics



Source: University System of Georgia  
KSU Data Warehouse

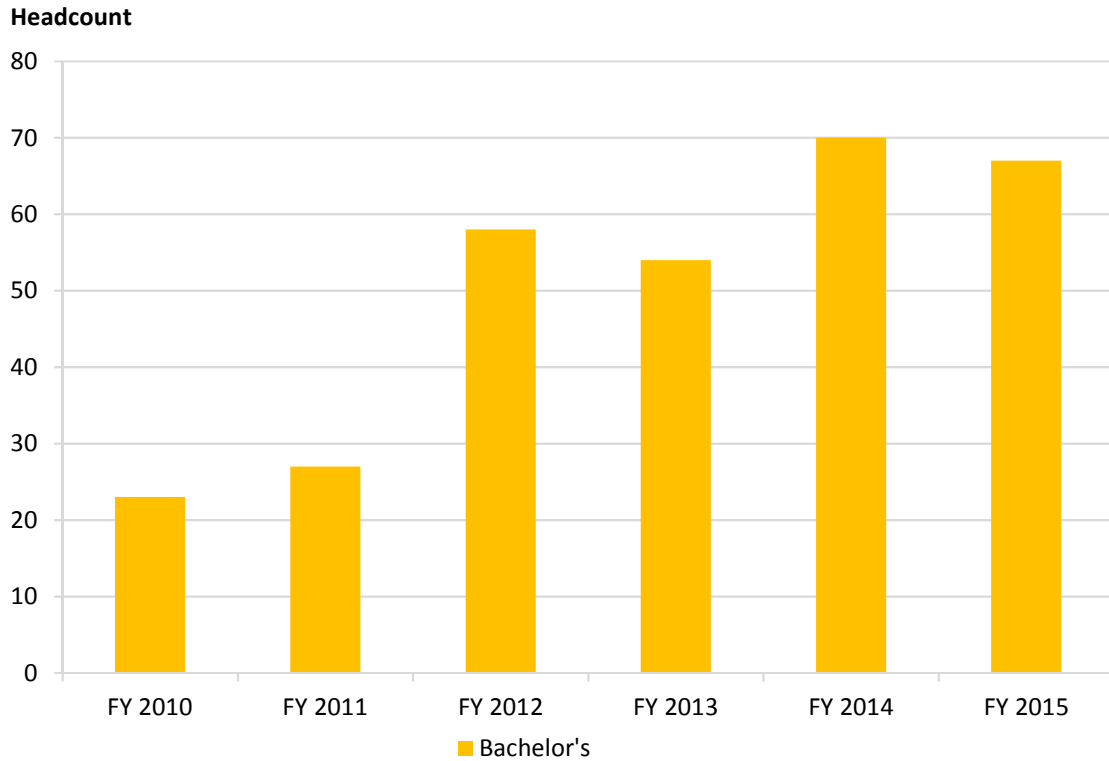
## Degrees Conferred - College of Science and Mathematics

<b>Bachelor's</b>	<b>FY 2010</b>	<b>FY 2011</b>	<b>FY 2012</b>	<b>FY 2013</b>	<b>FY 2014</b>	<b>FY 2015</b>
Biochemistry	10	18	23	20	26	24
Biology Education (Secondary)	12	10	9	8	8	4
Biology	116	120	116	117	142	121
Biotechnology	24	21	19	15	7	10
Chemistry	37	28	37	24	34	39
Computer Science	30	37	34	46	54	44
Mathematics Education (Secondary)	31	21	29	25	11	18
Mathematics	36	38	40	46	56	49
<b>Bachelor's Total</b>	<b>296</b>	<b>293</b>	<b>307</b>	<b>301</b>	<b>338</b>	<b>309</b>
<b>Master's</b>	<b>FY 2010</b>	<b>FY 2011</b>	<b>FY 2012</b>	<b>FY 2013</b>	<b>FY 2014</b>	<b>FY 2015</b>
Applied Statistics	19	38	23	36	34	25
Applied Computer Science	12	17	18	17	2	0
Computer Science	-	-	-	-	1	10
Integrative Biology	-	-	-	-	1	5
Chemical Science	-	-	-	-	-	3
<b>Master's Total</b>	<b>56</b>	<b>79</b>	<b>51</b>	<b>53</b>	<b>38</b>	<b>43</b>
<b>College Total</b>	<b>352</b>	<b>372</b>	<b>358</b>	<b>354</b>	<b>376</b>	<b>352</b>

Note: Effective Fall Semester 2015, Kennesaw State University and Southern Polytechnic State University consolidated into one institution.

Southern Polytechnic State University degrees conferred **are not** included in the table above.

## Degrees Conferred - University College



Source: University System of Georgia  
KSU Data Warehouse

## Degrees Conferred - University College

<b>Bachelor's</b>	<b>FY 2010</b>	<b>FY 2011</b>	<b>FY 2012</b>	<b>FY 2013</b>	<b>FY 2014</b>	<b>FY 2015</b>
Intergrative Studies	23	27	58	54	70	67
<b>Bachelor's Total</b>	<b>23</b>	<b>27</b>	<b>58</b>	<b>54</b>	<b>70</b>	<b>67</b>

<b>Advanced Certificates</b>	<b>FY 2010</b>	<b>FY 2011</b>	<b>FY 2012</b>	<b>FY 2013</b>	<b>FY 2014</b>	<b>FY 2015</b>
Leadership Studies	-	-	-	-	36	31
<b>Advanced Certificates Total</b>	<b>-</b>	<b>-</b>	<b>-</b>	<b>-</b>	<b>36</b>	<b>31</b>
<b>College Total</b>	<b>23</b>	<b>27</b>	<b>58</b>	<b>54</b>	<b>106</b>	<b>98</b>

Note: Effective Fall Semester 2015, Kennesaw State University and Southern Polytechnic State University consolidated into one institution.

Southern Polytechnic State University degrees conferred **are not** included in the table above.

## Certificates Conferred - Graduate College

Source: University System of Georgia  
KSU Data Warehouse

<b>Advanced Certificate</b>	<b>FY 2010</b>	<b>FY 2011</b>	<b>FY 2012</b>	<b>FY 2013</b>	<b>FY 2014</b>	<b>FY 2015</b>
Leadership and Ethics	13	3	6	5	13	3
<b>College Total</b>	<b>13</b>	<b>3</b>	<b>6</b>	<b>5</b>	<b>13</b>	<b>3</b>

Note: Effective Fall Semester 2015, Kennesaw State University and Southern Polytechnic State University consolidated into one institution.



**Degrees Conferred  
FY 2015  
Southern Polytechnic State University**

<b>Degree</b>	<b>Major</b>	<b>Awards</b>
ASCC	General Studies	5
<b>Associate's Degree Total</b>		<b>5</b>
Bachelor of Arts	Business Administration	3
	Computer Science	3
	English and Professional Commu	6
	Mathematics -Education Track	1
	New Media Arts	21
Bachelor of Architecture	Architecture	40
Bachelor of Applied Science	Business Management (BAS)	9
	Information Technology(BAS)	47
Bachelor of Apparel and Textiles	Apparel Textile Technology	9
Bachelor of Science	Biology - Biochem and Molec Bi	2
	Biology - Bioinformatics Track	1
	Biology - General Track	6
	Biology - Pre-Professional Tra	7
	Bus Admin for IET Minors	8
	Business Administration	43
	Chemistry	6
	Civil Engineering Technology	25
	Cnst Mgnt Facilities Man Conc	3
	Cnst Mgnt Land Devel Conc	3
	Cnst Mgnt Speciality Cnst Conc	6
	Computer Eng. Tech.	15
	Computer Science	80
	Construction Management	22
	Elec. Eng. Tech.-Biomedical Op	3
	Electrical Eng. Tech.	31
	Industrial Engineering Tech	45
	International Studies	4
	IS - History Conc	1
	IS - Political Science Conc	2
	Math as a 2nd Major	1
	Mathematics	9
	Mechanical Engineering Tech	52
	Mechatronics Engineering	32
	Physics	2
	Surveying and Mapping	2
	TCOM -Information Design	1
	TCOM-Digital Media & Graphics	2
	Technical Communication	9
Bachelor of Science in Accounting	Accounting	26
Bachelor of Science in Construction Engineering	Construction Engineering	10

**Degrees Conferred  
FY 2015  
Southern Polytechnic State University (continued)**

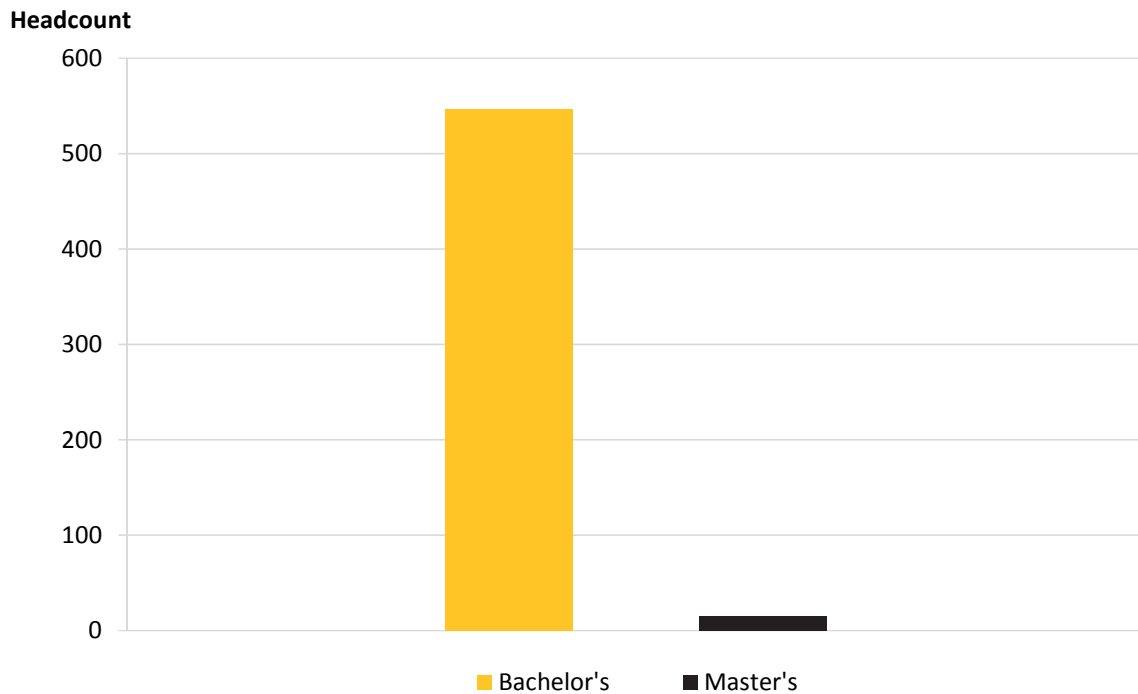
<b>Degree</b>	<b>Major</b>	<b>Awards</b>
Bachelor of Science in Computer Game Design and Development	CGD&D Distributed Mobile Track	2
	CGD&D Media Production Track	7
	CGD&D Planning Mgnt Track	3
	CGD&D Simulation Infom Track	1
	Computer Game Design & Develop	1
Bachelor of Science in Civil Engineering	Civil Engineering	40
Bachelor of Science in Electrical Engineering Technology	EE as 2nd Degree Post ECET	3
	Electrical Engineering	60
	Environmental Engineering Tech	1
Bachelor of Science in Information Technology	Information Tech (WEB)	9
	Information Technology	55
Bachelor of Science in Mechanical Engineering	Mechanical Engineering	94
Bachelor of Science in Psychology	Psyc-Clinical/Counseling Track	2
	Psychology - Engineer Psy Trk	1
	Psychology - Ind/Org Psy Trk	2
Bachelor of Science in Political Science	Political Science	3
Bachelor of Science in Systems Engineering	Systems Engineering	10
Bachelor of Science in Software Engineering	Software Engineering	19
Bachelor of Science in Telecommunications Engineering Technology	Telecommunications Eng Tech	3
<b>Bachelor's Degree Total</b>		<b>914</b>
Transition Certificate in Computer Science	Grad Trans Cert in Com Scienc	4
Certificate of Less than One Year	Apparel Product Dev (cert)	1
	Certificate in Quality Princip	4
	Cnst Mgnt Specialty Cnst Cert	1
	Geographical Info Systems	2
	Grad Cert in Info Secur/Assura	9
	Land Surveying (Certificate)	3
	Production Design (Certif)	1
One-Year Certificate	Land Surveying (Certificate)	1
	Project Management (Cert)	1
Advanced Certificate	Computer Science	2
	Grad Cert in Info Tech	1
	Health Information Technology	4
	Information Tech Fundamentals	6
Certificate in Information Technology	Grad Cert in Info Tech	6
Certificate in Quality Assurance	Grad Cert in QA - Green Belt	14
Certificate in Software Engineering	Grad Cert in Software Eng	1
Certificate in Technical Communication	Technical Comm (Grad Cert)	2
<b>Certificate Total</b>		<b>63</b>

**Degrees Conferred  
FY 2015  
Southern Polytechnic State University (continued)**

<b>Degree</b>	<b>Major</b>	<b>Awards</b>
Master of Business Administration	MBA-General	30
Master of Science	Computer Science	23
	Construction Management	5
	Engineering Technology /Electr	3
	Information Design and Comm	3
	Quality Assurance	21
Master of Science in Accounting	Accounting	51
Master of Science in Architecture	GRAD Architecture - Urbanism	1
Master of Science in Civil Engineering	Civil Engineering	5
Design	Info & Instructional Design	4
Master of Science in Information Systems	Information Technology	74
Master of Science in Systems Engineering	Systems Engineering	6
Master of Science in Software Engineering	Software Engineering	14
<b>Master's Degree Total</b>		<b>240</b>
<b>Grand Total</b>		<b>1,222</b>

Source: University System of Georgia

## Majors - College of Architecture and Construction Management Fall Semester 2015



Source: University System of Georgia  
KSU Data Warehouse

## Majors - College of Architecture and Construction Management Fall Semester 2015

<b>Bachelor's</b>	<b>Fall 2010</b>	<b>Fall 2011</b>	<b>Fall 2012</b>	<b>Fall 2013</b>	<b>Fall 2014</b>	<b>Fall 2015</b>
Architecture	-	-	-	-	-	316
Pre-Architecture	-	-	-	-	-	8
Construction Management	-	-	-	-	-	223
<b>Bachelor's Total</b>	-	-	-	-	-	<b>547</b>

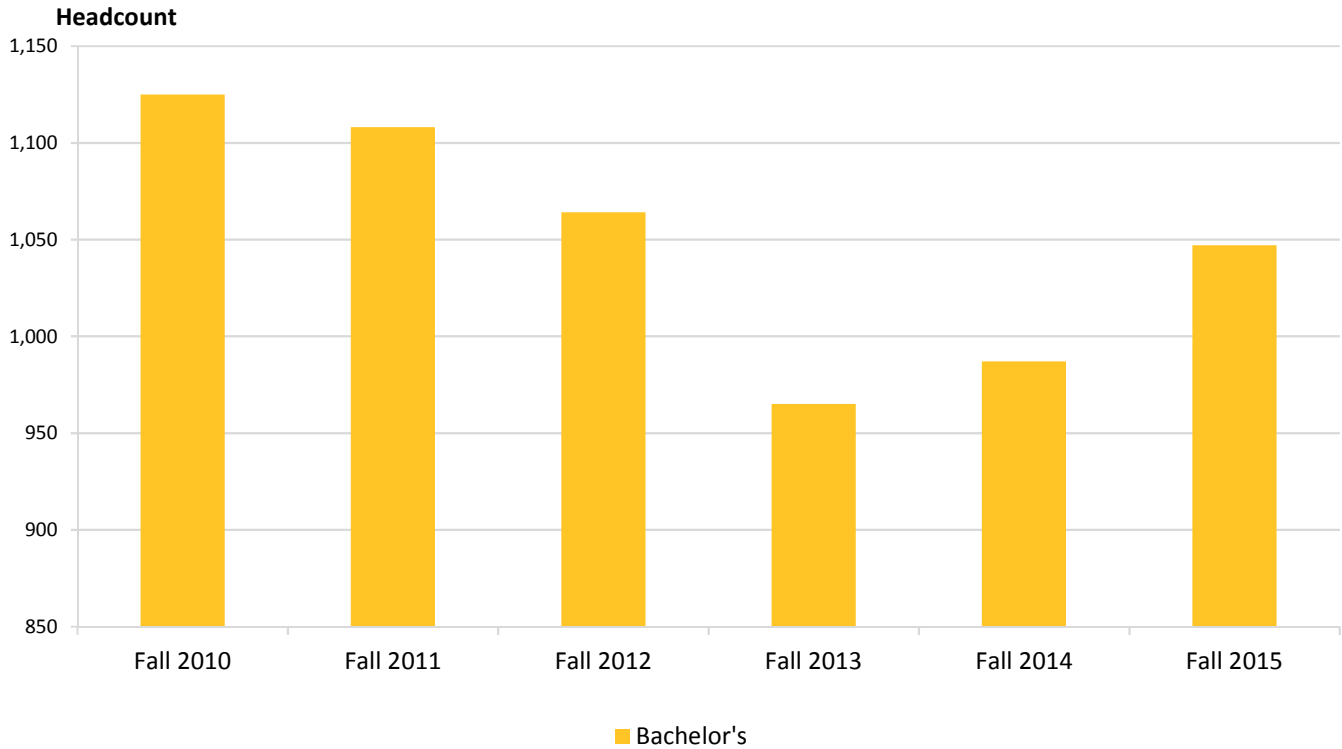
  

<b>Master's</b>	<b>Fall 2010</b>	<b>Fall 2011</b>	<b>Fall 2012</b>	<b>Fall 2013</b>	<b>Fall 2014</b>	<b>Fall 2015</b>
Architecture	-	-	-	-	-	5
Construction Management	-	-	-	-	-	10
<b>Master's Total</b>	-	-	-	-	-	<b>15</b>
<b>College Total</b>	-	-	-	-	-	<b>562</b>

Note: Effective Fall Semester 2015, Kennesaw State University and Southern Polytechnic State University consolidated into one institution.

Southern Polytechnic State University enrollment counts **are not** available prior to Fall Semester 2015.

## Majors - College of The Arts



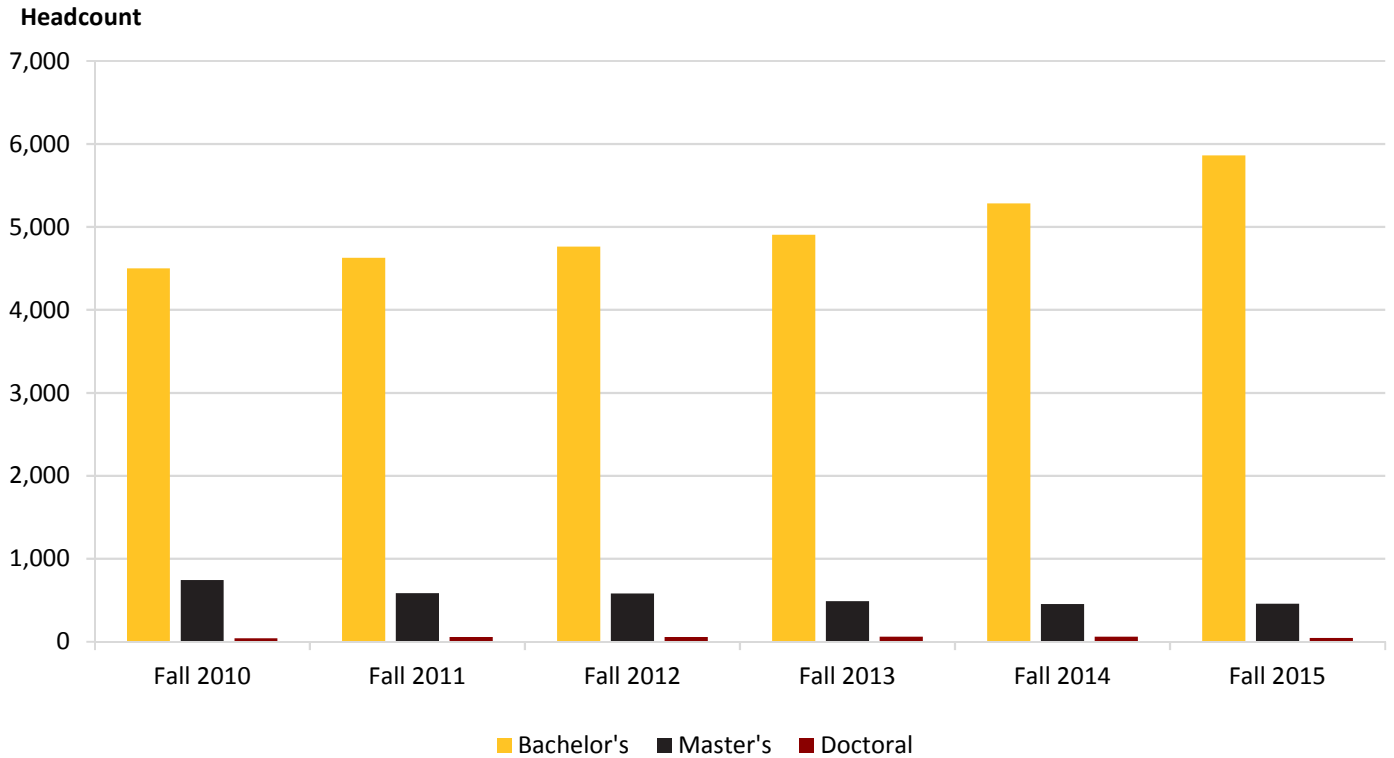
Source: University System of Georgia  
KSU Data Warehouse

## Majors - College of The Arts

<b>Bachelor's</b>	<b>Fall 2010</b>	<b>Fall 2011</b>	<b>Fall 2012</b>	<b>Fall 2013</b>	<b>Fall 2014</b>	<b>Fall 2015</b>
Art	509	488	418	389	399	444
Art Education (P-12)	101	80	67	60	45	56
Art History	0	13	35	39	29	31
Dance	75	90	99	71	93	88
Music	44	46	48	27	29	22
Music Education (P-12)	93	88	87	83	93	107
Music Performance	77	94	91	104	102	80
Theatre and Performance Studies	224	208	219	192	197	219
Undeclared UG Arts	2	1	0	0	0	0
<b>College Total</b>	<b>1,125</b>	<b>1,108</b>	<b>1,064</b>	<b>965</b>	<b>987</b>	<b>1,047</b>
<b>Annual % Change</b>	<b>1%</b>	<b>-2%</b>	<b>-4%</b>	<b>-9%</b>	<b>2%</b>	<b>6%</b>

Note: Effective Fall Semester 2015, Kennesaw State University and Southern Polytechnic State University consolidated into one institution.

## Majors - College of Business



Source: University System of Georgia  
KSU Data Warehouse

## Majors - College of Business

<b>Bachelor's</b>	<b>Fall 2010</b>	<b>Fall 2011</b>	<b>Fall 2012</b>	<b>Fall 2013</b>	<b>Fall 2014</b>	<b>Fall 2015</b>
Accounting	970	997	968	948	1,002	1,081
Business Administration	-	-	-	-	-	72
Economics	139	160	166	183	168	189
Finance	528	519	570	560	641	741
Information Security and Assurance	162	203	201	228	212	261
Information Systems	305	374	347	335	364	381
International Business	287	312	343	380	393	399
Management	1,241	1,254	1,229	1,196	1,261	1,293
Management and Entrepreneurship	-	-	-	-	-	3
Marketing	704	651	731	795	940	1,089
Professional Sales	77	85	100	93	93	119
Undeclared UG Business	85	73	105	186	209	233
<b>Bachelor's Total</b>	<b>4,498</b>	<b>4,628</b>	<b>4,760</b>	<b>4,904</b>	<b>5,283</b>	<b>5,861</b>

<b>Master's</b>	<b>Fall 2010</b>	<b>Fall 2011</b>	<b>Fall 2012</b>	<b>Fall 2013</b>	<b>Fall 2014</b>	<b>Fall 2015</b>
Information Systems	60	56	48	72	50	46
MBA	561	456	465	343	343	354
Master of Accounting	121	71	68	70	58	56
<b>Master's Total</b>	<b>742</b>	<b>583</b>	<b>581</b>	<b>485</b>	<b>451</b>	<b>456</b>

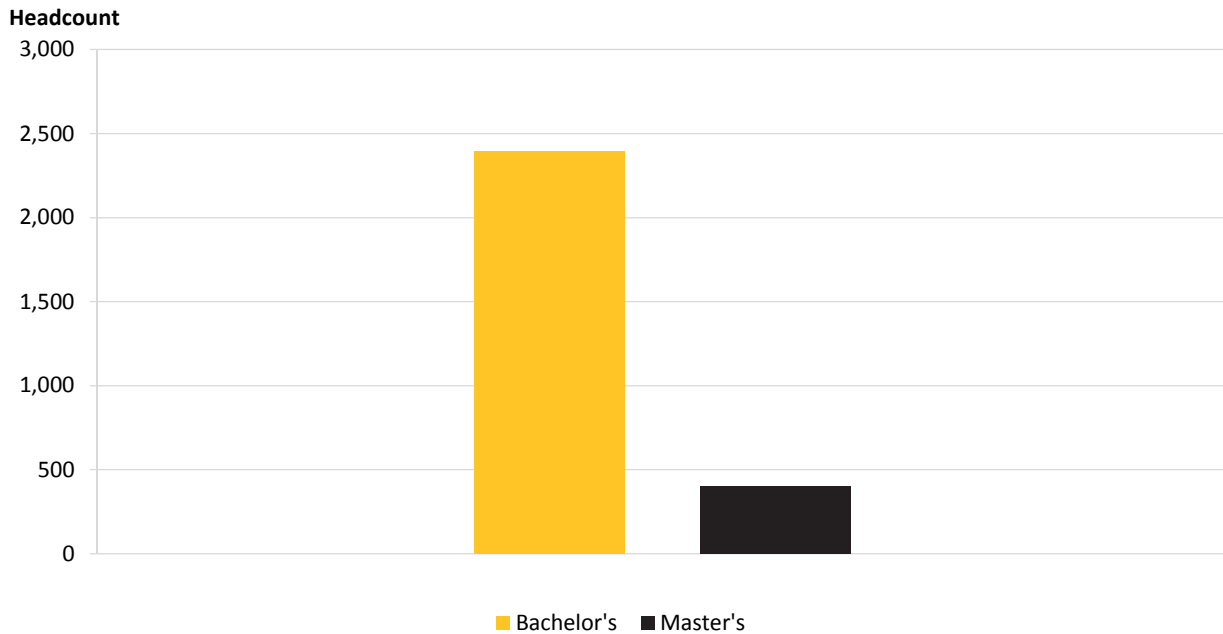
## Majors - College of Business (continued)

<b>Doctoral</b>	<b>Fall 2010</b>	<b>Fall 2011</b>	<b>Fall 2012</b>	<b>Fall 2013</b>	<b>Fall 2014</b>	<b>Fall 2015</b>
Doctorate of Business Administration	41	55	55	59	59	43
<b>Doctoral Total</b>	<b>41</b>	<b>55</b>	<b>55</b>	<b>59</b>	<b>59</b>	<b>43</b>
<hr/>						
<b>College Total</b>	<b>5,281</b>	<b>5,266</b>	<b>5,396</b>	<b>5,448</b>	<b>5,793</b>	<b>6,360</b>
<b>Annual % Change</b>	<b>0%</b>	<b>0%</b>	<b>2%</b>	<b>1%</b>	<b>6%</b>	<b>10%</b>

Note: Effective Fall Semester 2015, Kennesaw State University and Southern Polytechnic State University consolidated into one institution.

Southern Polytechnic State University enrollment counts **are not** included prior to Fall Semester 2015.

## Majors - College of Computing and Software Engineering Fall Semester 2015



Source: University System of Georgia  
KSU Data Warehouse

## Majors - College of Computing and Software Engineering Fall Semester 2015

<b>Bachelor's</b>	<b>Fall 2010</b>	<b>Fall 2011</b>	<b>Fall 2012</b>	<b>Fall 2013</b>	<b>Fall 2014</b>	<b>Fall 2015</b>
Applied Computer Science	-	-	-	-	-	148
Computer Game Design and Development	-	-	-	-	-	312
Computer Science	-	-	-	-	-	1,284
Information Technology	-	-	-	-	-	434
Software Engineering	-	-	-	-	-	220
<b>Bachelor's Total</b>	-	-	-	-	-	<b>2,398</b>

<b>Master's</b>	<b>Fall 2010</b>	<b>Fall 2011</b>	<b>Fall 2012</b>	<b>Fall 2013</b>	<b>Fall 2014</b>	<b>Fall 2015</b>
Computer Science	-	-	-	-	-	90
Information Technology	-	-	-	-	-	259
Software Engineering	-	-	-	-	-	54
<b>Master's Total</b>	-	-	-	-	-	<b>403</b>



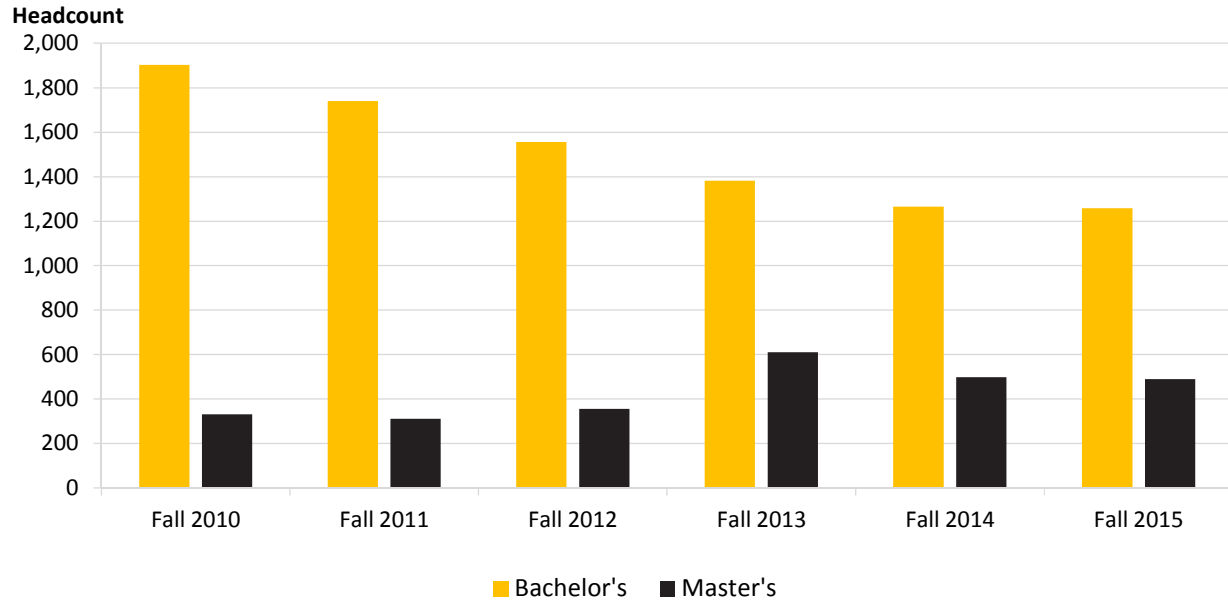
**Majors - College of Computing and Software Engineering (continued)**  
**Fall Semester 2015**

<b>Certificates</b>	<b>Fall 2010</b>	<b>Fall 2011</b>	<b>Fall 2012</b>	<b>Fall 2013</b>	<b>Fall 2014</b>	<b>Fall 2015</b>
CIT in Information Technology	-	-	-	-	-	7
Computer Science	-	-	-	-	-	1
Computer Science Fundamentals	-	-	-	-	-	9
Grad Cert in Info Tech	-	-	-	-	-	1
Grad Trans Cert in Info Tech	-	-	-	-	-	4
Graduate Certificate in Software Engineering	-	-	-	-	-	12
Health Information Technology	-	-	-	-	-	1
Information Security Technology	-	-	-	-	-	1
Information Technology Foundations	-	-	-	-	-	1
Information Technology	-	-	-	-	-	1
Software Engineering Certificate	-	-	-	-	-	4
Software Engineering Fundamentals	-	-	-	-	-	1
<b>Certificate Total</b>	-	-	-	-	-	<b>43</b>
<b>College Total</b>	-	-	-	-	-	<b>2,844</b>

Note: Effective Fall Semester 2015, Kennesaw State University and Southern Polytechnic State University consolidated into one institution.

Southern Polytechnic State University enrollment counts **are not** included prior to Fall Semester 2015.

## Majors - College of Education



Source: University System of Georgia  
KSU Data Warehouse

## Majors - College of Education

<b>Bachelor's</b>	<b>Fall 2010</b>	<b>Fall 2011</b>	<b>Fall 2012</b>	<b>Fall 2013</b>	<b>Fall 2014</b>	<b>Fall 2015</b>
Early Childhood Education (Birth to Age Five)	-	46	70	62	53	54
Early Childhood Education (P-5)	1,569	1,363	1,191	1,050	981	942
Middle Grades Education (4-8)	308	312	281	259	221	211
Undeclared UG Education	26	20	14	11	11	52
<b>Bachelor's Total</b>	<b>1,903</b>	<b>1,741</b>	<b>1,556</b>	<b>1,382</b>	<b>1,266</b>	<b>1,259</b>

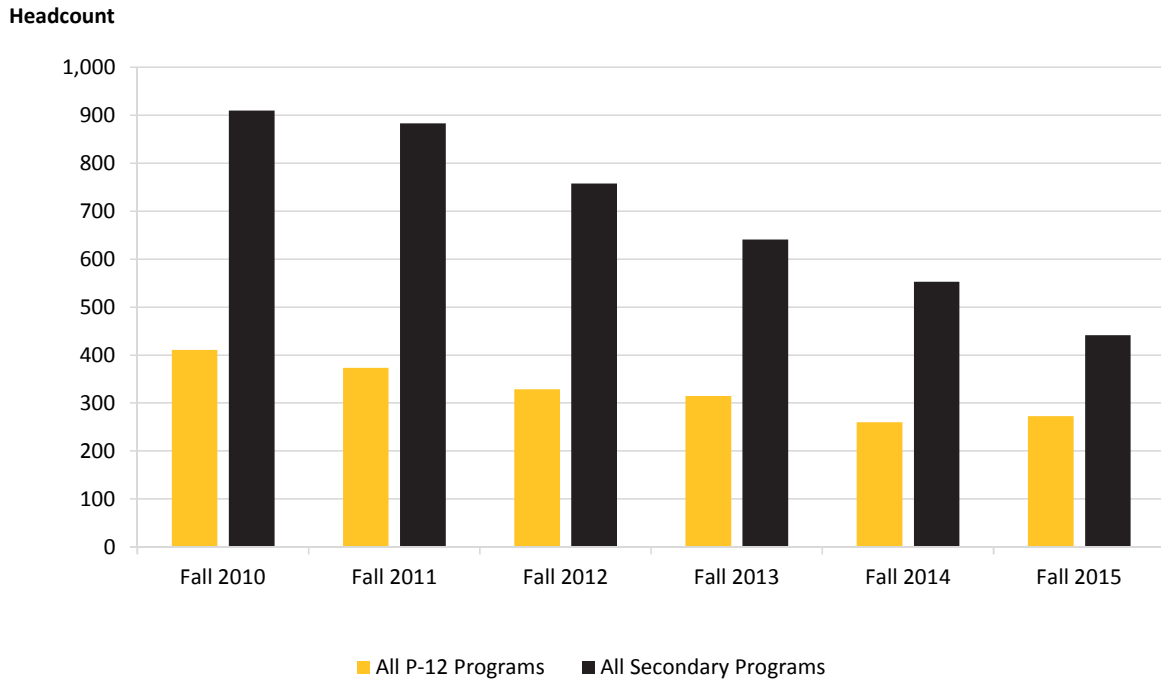
<b>Master's</b>	<b>Fall 2010</b>	<b>Fall 2011</b>	<b>Fall 2012</b>	<b>Fall 2013</b>	<b>Fall 2014</b>	<b>Fall 2015</b>
Adolescent Education (M.Ed.)	43	35	44	24	0	0
Early Childhood Education (M.Ed.)	56	34	33	50	78	73
Educational Leadership	38	27	34	42	60	50
Inclusive Education (M.Ed.)	33	29	19	7	0	0
Instructional Technology	11	49	99	74	136	164
Master of Arts in Teaching (M.A.T.) - Art	15	8	9	8	8	8
Master of Arts in Teaching (M.A.T.) - Biology	13	6	8	6	6	9
Master of Arts in Teaching (M.A.T.) - Chemistry	16	14	10	10	14	4
Master of Arts in Teaching (M.A.T.) - Chinese	-	-	-	-	3	2
Master of Arts in Teaching (M.A.T.) - English	24	20	12	16	21	17
Master of Arts in Teaching (M.A.T.) - Mathematics	37	41	31	19	14	9
Master of Arts in Teaching (M.A.T.) - Physics	8	5	2	7	3	3
Master of Arts in Teaching (M.A.T.) - Spanish	-	-	-	-	-	5
Master of Arts in Teaching (M.A.T.) - Special Education	-	-	-	-	23	14
Master of Arts in Teaching (M.A.T.) - TSOL	30	27	18	8	1	9
Middle Grades Education	-	-	-	9	5	11
Post Bacc Education	7	16	29	57	34	0
Reading	-	-	-	-	-	4
Science Education	-	-	-	-	-	-
Secondary Education	-	-	-	31	33	41
Social Studies	-	-	-	-	1	-
Special Education	-	-	-	13	26	26
Teacher Leadership	-	-	-	39	17	23
Teaching English to Speakers of Other Languages	-	-	-	7	15	18
<b>Master's Total</b>	<b>331</b>	<b>311</b>	<b>356</b>	<b>610</b>	<b>498</b>	<b>490</b>

## Majors - College of Education (continued)

<b>Doctoral</b>	<b>Fall 2010</b>	<b>Fall 2011</b>	<b>Fall 2012</b>	<b>Fall 2013</b>	<b>Fall 2014</b>	<b>Fall 2015</b>
Early Childhood Education	-	-	-	4	8	5
Educational Leadership for Learning	64	31	64	51	23	25
Instructional Technology	-	-	-	-	1	1
Middle Grades Education	-	-	-	9	4	4
Secondary Education	-	-	-	31	23	28
Special Education	-	-	-	13	7	7
Teacher Leadership	-	-	-	39	33	41
Teacher Leadership for Learning	-	83	71	48	28	14
<b>Doctoral Total</b>	<b>64</b>	<b>114</b>	<b>135</b>	<b>195</b>	<b>127</b>	<b>125</b>
<b>Education Specialist's</b>	<b>Fall 2010</b>	<b>Fall 2011</b>	<b>Fall 2012</b>	<b>Fall 2013</b>	<b>Fall 2014</b>	<b>Fall 2015</b>
Curriculum and Instruction	-	-	-	-	20	54
Educational Leadership for Learning	64	27	53	31	71	96
Instructional Technology	-	-	-	159	168	181
Middle Grades Education	-	-	-	9	2	2
Secondary Education	-	-	-	31	4	8
Special Education	-	-	-	13	2	3
Teacher Leadership	-	-	-	39	14	8
Teacher Leadership for Learning	21	10	11	12	6	2
<b>Education Specialist's Total</b>	<b>85</b>	<b>37</b>	<b>64</b>	<b>294</b>	<b>287</b>	<b>354</b>
<b>College Total</b>	<b>2,383</b>	<b>2,203</b>	<b>2,111</b>	<b>2,481</b>	<b>2,178</b>	<b>2,228</b>
<b>Annual % Change</b>	<b>-8%</b>	<b>-8%</b>	<b>-4%</b>	<b>18%</b>	<b>-12%</b>	<b>2%</b>

Note: Effective Fall Semester 2015, Kennesaw State University and Southern Polytechnic State University consolidated into one institution.

## Majors - Education Preparation Provider (EPP) All Education Programs



Source: University System of Georgia  
KSU Data Warehouse

## Majors - Education Preparation Provider (EPP) All Education Programs

<b>Bachelor's</b>	<b>Fall 2010</b>	<b>Fall 2011</b>	<b>Fall 2012</b>	<b>Fall 2013</b>	<b>Fall 2014</b>	<b>Fall 2015</b>
Art Education (P-12)	101	80	67	60	45	56
Biology Education (Secondary)	62	60	52	52	38	28
Chemistry Education (Secondary)	-	-	-	1	0	0
Early Childhood Education (Birth to Age Five)	-	-	46	70	62	54
Early Childhood Education (P-5)	1,721	1,569	1,363	1,191	1,050	942
English Education (Secondary)	250	243	185	182	160	136
Foreign Language Alternative Certification	13	15	10	4	3	0
Health & Physical Education (P-12)	208	201	174	168	132	110
History Education (Secondary)	388	379	328	254	228	174
Mathematics Education (Secondary)	210	201	193	152	127	104
Middle Grades Education (4-8)	287	308	312	281	259	211
Modern Language and Culture	44	23	27	14	34	178
Music Education (P-12)	102	93	88	87	83	107
Undeclared UG Education	39	26	20	14	11	52
<b>Bachelor's Total</b>	<b>3,219</b>	<b>2,878</b>	<b>2,537</b>	<b>2,247</b>	<b>2,537</b>	<b>2,152</b>

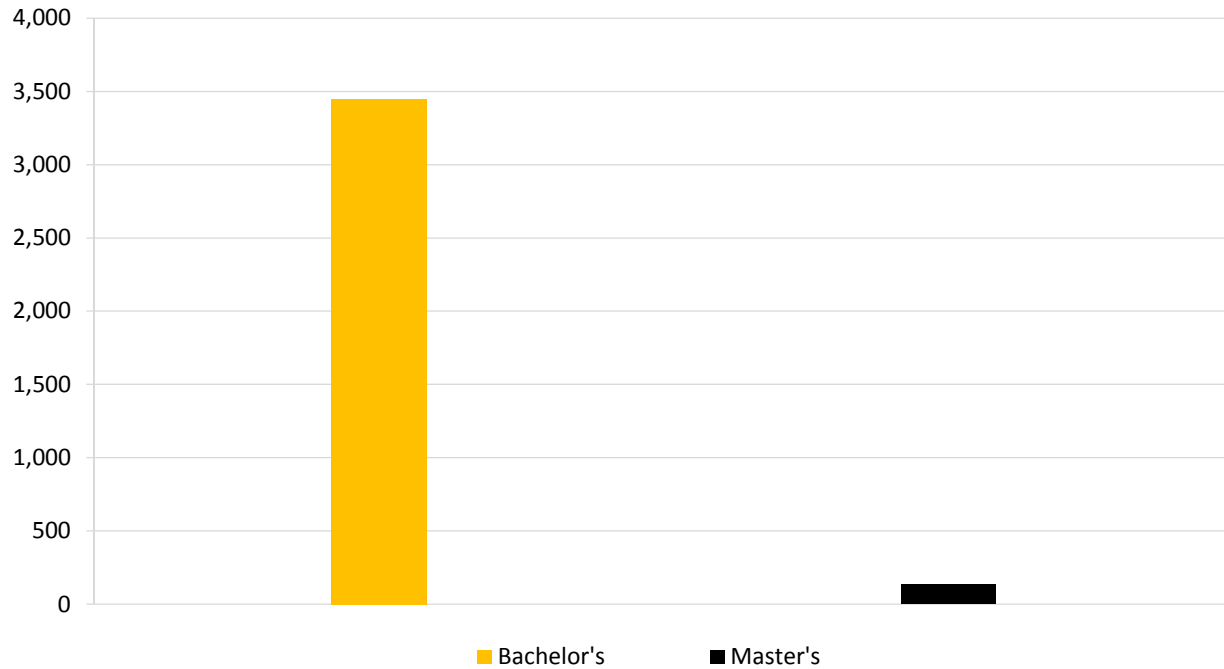
**Majors - Education Preparation Provider (EPP)  
All Education Programs (continued)**

<b>Master's</b>	<b>Fall 2010</b>	<b>Fall 2011</b>	<b>Fall 2012</b>	<b>Fall 2013</b>	<b>Fall 2014</b>	<b>Fall 2015</b>
Adolescent Education (M.Ed.)	71	43	35	44	1	0
Early Childhood Education (M.Ed.)	94	56	34	33	78	73
Educational Leadership	74	38	27	34	60	50
Inclusive Education (M.Ed.)	37	33	29	19	0	0
Instructional Technology	-	11	49	99	136	164
Master of Arts in Teaching (M.A.T.) - Art	11	15	8	9	8	8
Master of Arts in Teaching (M.A.T.) - Biology	10	13	6	8	6	9
Master of Arts in Teaching (M.A.T.) - Chemistry	10	16	14	10	14	4
Master of Arts in Teaching (M.A.T.) - Chinese	0	0	0	0	3	2
Master of Arts in Teaching (M.A.T.) - English	26	24	20	12	21	17
Master of Arts in Teaching (M.A.T.) - Mathematics	41	37	41	31	14	9
Master of Arts in Teaching (M.A.T.) - Physics	6	8	5	2	3	3
Master of Arts in Teaching (M.A.T.) - Special Education	-	-	-	-	23	14
Master of Arts in Teaching (M.A.T.) - Spanish	-	-	-	-	6	5
Master of Arts in Teaching (M.A.T.) - TSOL	28	30	27	18	10	9
Middle Grades Education	-	-	-	-	4	11
Post Baccalaureate Education	4	7	16	29	7	0
Reading	-	-	-	-	0	4
Secondary Education	-	-	-	-	33	41
Special Education	-	-	-	-	26	26
Teacher Leadership	-	-	-	-	17	23
Teaching English to Speakers of Other Languages	-	-	-	-	15	18
<b>Master's Total</b>	<b>659</b>	<b>412</b>	<b>331</b>	<b>311</b>	<b>356</b>	<b>490</b>
<b>Education Specialist's</b>	<b>Fall 2010</b>	<b>Fall 2011</b>	<b>Fall 2012</b>	<b>Fall 2013</b>	<b>Fall 2014</b>	<b>Fall 2015</b>
Curriculum and Instruction	-	-	-	-	20	54
Educational Leadership for Learning	60	64	27	53	71	96
Instructional Technology	-	-	-	-	168	181
Middle Grades Education	-	-	-	-	2	2
Secondary Education	-	-	-	-	4	8
Special Education	-	-	-	-	2	3
Teacher Leadership	-	-	-	-	14	8
Teacher Leadership for Learning	1	21	10	11	6	2
<b>Education Specialist's Total</b>	<b>48</b>	<b>61</b>	<b>85</b>	<b>37</b>	<b>64</b>	<b>354</b>
<b>Doctoral</b>	<b>Fall 2010</b>	<b>Fall 2011</b>	<b>Fall 2012</b>	<b>Fall 2013</b>	<b>Fall 2014</b>	<b>Fall 2015</b>
Early Childhood Education	-	-	0	4	8	5
Educational Leadership for Learning	-	4	11	20	23	25
Instructional Technology	-	-	-	-	1	1
Middle Grades Education	-	-	-	9	4	4
Secondary Education	-	-	-	31	23	28
Special Education	-	-	-	13	7	7
Teacher Leadership	-	-	-	39	33	41
Teacher Leadership for Learning	0	83	71	48	28	14
<b>Doctoral Total</b>	<b>60</b>	<b>64</b>	<b>114</b>	<b>135</b>	<b>195</b>	<b>125</b>
<b>College Total</b>	<b>3,883</b>	<b>3,972</b>	<b>3,699</b>	<b>3,340</b>	<b>3,092</b>	<b>3,121</b>
<b>Annual % Change</b>	<b>-1%</b>	<b>2%</b>	<b>-7%</b>	<b>-10%</b>	<b>-7%</b>	<b>1%</b>

Note: Effective Fall Semester 2015, Kennesaw State University and Southern Polytechnic State University consolidated into one institution.

## Majors - College of Engineering and Engineering Technology Fall Semester 2015

Headcount



Source: University System of Georgia  
KSU Data Warehouse

## Majors - College of Engineering and Engineering Technology Fall Semester 2015

Bachelor's	Fall 2010	Fall 2011	Fall 2012	Fall 2013	Fall 2014	Fall 2015
Apparel and Textiles	-	-	-	-	-	50
Civil Engineering	-	-	-	-	-	401
Civil Engineering Technology	-	-	-	-	-	37
Computer Engineering Technology	-	-	-	-	-	244
Construction Engineering	-	-	-	-	-	28
Electrical Engineering	-	-	-	-	-	523
Environmental Engineering Technology	-	-	-	-	-	20
Industrial Engineering	-	-	-	-	-	66
Industrial Engineering Technology	-	-	-	-	-	159
Manufacturing Operations	-	-	-	-	-	17
Mechanical Engineering	-	-	-	-	-	1,109
Mechanical Engineering Technology	-	-	-	-	-	247
Mechatronics Engineering	-	-	-	-	-	329
Supply Chain Logistics	-	-	-	-	-	24
Surveying and Mapping	-	-	-	-	-	17
Systems Engineering	-	-	-	-	-	45
Telecommunications Engineering Technology	-	-	-	-	-	134
<b>Bachelor's Total</b>	-	-	-	-	-	<b>3,450</b>

**Majors - College of Engineering and Engineering Technology (continued)**  
**Fall Semester 2015**

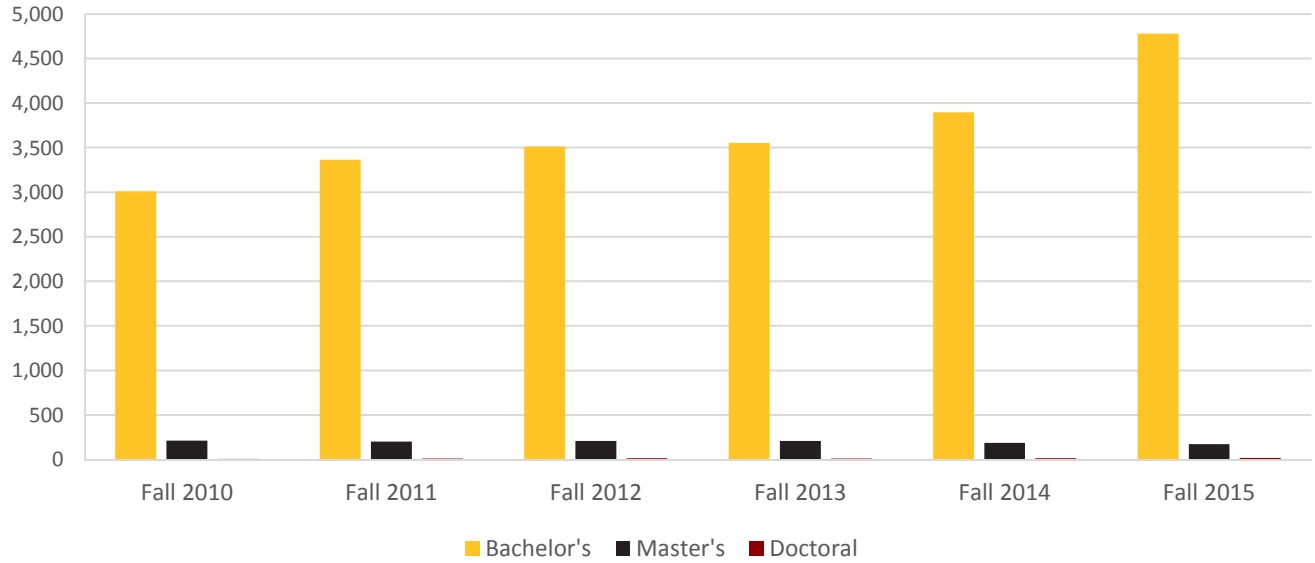
<b>Master's</b>	<b>Fall 2010</b>	<b>Fall 2011</b>	<b>Fall 2012</b>	<b>Fall 2013</b>	<b>Fall 2014</b>	<b>Fall 2015</b>
Applied Engineering	-	-	-	-	-	15
Civil Engineering	-	-	-	-	-	14
Quality Assurance	-	-	-	-	-	74
Systems Engineering	-	-	-	-	-	31
<b>Master's Total</b>	-	-	-	-	-	<b>134</b>
<b>Certificates</b>	<b>Fall 2010</b>	<b>Fall 2011</b>	<b>Fall 2012</b>	<b>Fall 2013</b>	<b>Fall 2014</b>	<b>Fall 2015</b>
Quality Assurance	-	-	-	-	-	1
Land Surveying Certificate	-	-	-	-	-	1
Systems Engineering	-	-	-	-	-	5
<b>Certificates Total</b>	-	-	-	-	-	<b>7</b>
<b>College Total</b>	-	-	-	-	-	<b>3,591</b>

Note: Effective Fall Semester 2015, Kennesaw State University and Southern Polytechnic State University consolidated into one institution.

Southern Polytechnic State University enrollment counts **are not** available prior to Fall Semester 2015.

## Majors - College of Health and Human Services

### Headcount



Source: University System of Georgia  
KSU Data Warehouse

## Majors - College of Health and Human Services

<b>Bachelor's</b>	<b>Fall 2010</b>	<b>Fall 2011</b>	<b>Fall 2012</b>	<b>Fall 2013</b>	<b>Fall 2014</b>	<b>Fall 2015</b>
Exercise Science	630	797	873	909	1,198	2,017
Health & Physical Education (P-12)	201	174	168	132	127	110
Human Services	333	377	320	383	334	342
Nursing (Accelerated)	20	75	94	94	104	108
Nursing (R.N. - B.S.N.)	-	-	-	-	-	9
Nursing (Traditional)	1,552	1,610	1,689	1,634	1,678	1,757
Sport Management	274	330	366	401	455	437
Undeclared UG Health & Human Services	1	1	1	0	1	0
<b>Bachelor's Total</b>	<b>3,011</b>	<b>3,364</b>	<b>3,511</b>	<b>3,553</b>	<b>3,897</b>	<b>4,780</b>
<b>Master's</b>	<b>Fall 2010</b>	<b>Fall 2011</b>	<b>Fall 2012</b>	<b>Fall 2013</b>	<b>Fall 2014</b>	<b>Fall 2015</b>
Advanced Care Management and Leadership	21	9	14	15	14	11
Applied Exercise & Health Science	25	23	19	14	17	24
Social Work	69	82	98	108	92	74
WellStar Primary Care Nurse Practitioner Program	98	88	77	70	64	64
<b>Master's Total</b>	<b>213</b>	<b>202</b>	<b>208</b>	<b>207</b>	<b>187</b>	<b>173</b>
<b>Doctoral</b>	<b>Fall 2010</b>	<b>Fall 2011</b>	<b>Fall 2012</b>	<b>Fall 2013</b>	<b>Fall 2014</b>	<b>Fall 2015</b>
Nursing (D.S.N.)	7	10	13	10	15	17
<b>Doctoral Total</b>	<b>7</b>	<b>10</b>	<b>13</b>	<b>10</b>	<b>15</b>	<b>17</b>
<b>College Total</b>	<b>3,231</b>	<b>3,576</b>	<b>3,732</b>	<b>3,770</b>	<b>4,099</b>	<b>4,970</b>
<b>Annual % Change</b>	<b>25%</b>	<b>13%</b>	<b>5%</b>	<b>2%</b>	<b>9%</b>	<b>21%</b>

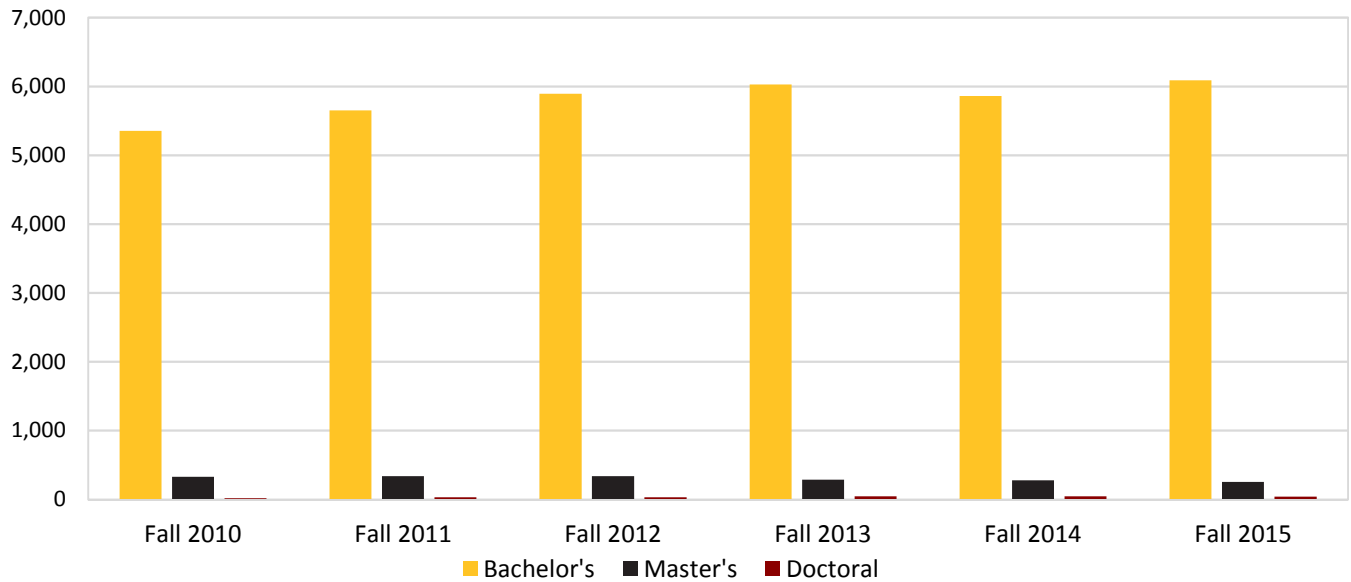
Note: Effective Fall Semester 2015, Kennesaw State University and Southern Polytechnic State University consolidated into one institution.

Southern Polytechnic State University enrollment counts **are not** included prior to Fall Semester 2015.



## Majors - College of Humanities and Social Sciences

### Headcount



Source: University System of Georgia  
KSU Data Warehouse

## Majors - College of Humanities and Social Sciences

<b>Bachelor's</b>	<b>Fall 2010</b>	<b>Fall 2011</b>	<b>Fall 2012</b>	<b>Fall 2013</b>	<b>Fall 2014</b>	<b>Fall 2015</b>
African and African Diaspora Studies	7	8	7	8	10	11
Anthropology	119	141	150	166	155	138
Communication	1,019	1,168	1,275	1,397	1,406	1,307
Criminal Justice	594	694	754	724	683	703
English	387	408	375	359	341	359
English Education (Secondary)	243	185	182	160	168	136
Foreign Language Alternative Certification	15	10	4	3	1	0
Geographic Information Science	64	69	81	84	79	63
Geography	48	54	54	53	46	42
History	310	341	327	284	248	219
History Education (Secondary)	379	328	254	228	187	174
International Affairs	237	246	233	249	241	243
International Studies	-	-	-	-	-	11
Modern Language and Culture	157	147	134	207	185	178
New Media Arts	-	-	-	-	-	125
Philosophy	-	27	36	36	34	45
Political Science	397	366	371	362	352	316
Psychology	1,119	1,185	1,299	1,327	1,314	1,499
Public Relations	-	-	-	-	-	64
Sociology	255	269	358	381	407	402
Technical and Professional Communication	-	-	-	-	-	30
Writing and New Media	-	-	-	-	-	22
Undeclared UG in HSS	4	3	0	0	0	0
<b>Bachelor's Total</b>	<b>5,354</b>	<b>5,649</b>	<b>5,894</b>	<b>6,028</b>	<b>5,857</b>	<b>6,087</b>

## Majors - College of Humanities and Social Sciences (continued)

<b>Master's</b>	<b>Fall 2010</b>	<b>Fall 2011</b>	<b>Fall 2012</b>	<b>Fall 2013</b>	<b>Fall 2014</b>	<b>Fall 2015</b>
American Studies	29	20	28	26	31	26
Conflict Management	71	47	49	44	41	39
Criminal Justice	-	9	18	24	30	21
Integrated Global Communication	-	12	28	27	24	17
Information Design and Communication	-	-	-	-	-	10
Information and Instructional Design	-	-	-	-	-	5
International Policy Management	25	42	30	23	23	24
Master of Public Administration	109	107	104	91	83	65
Professional Writing	95	99	80	52	45	44
<b>Master's Total</b>	<b>329</b>	<b>336</b>	<b>337</b>	<b>287</b>	<b>277</b>	<b>251</b>

<b>Doctoral</b>	<b>Fall 2010</b>	<b>Fall 2011</b>	<b>Fall 2012</b>	<b>Fall 2013</b>	<b>Fall 2014</b>	<b>Fall 2015</b>
International Conflict Management	16	30	32	44	46	38
<b>Doctoral Total</b>	<b>16</b>	<b>30</b>	<b>32</b>	<b>44</b>	<b>46</b>	<b>38</b>

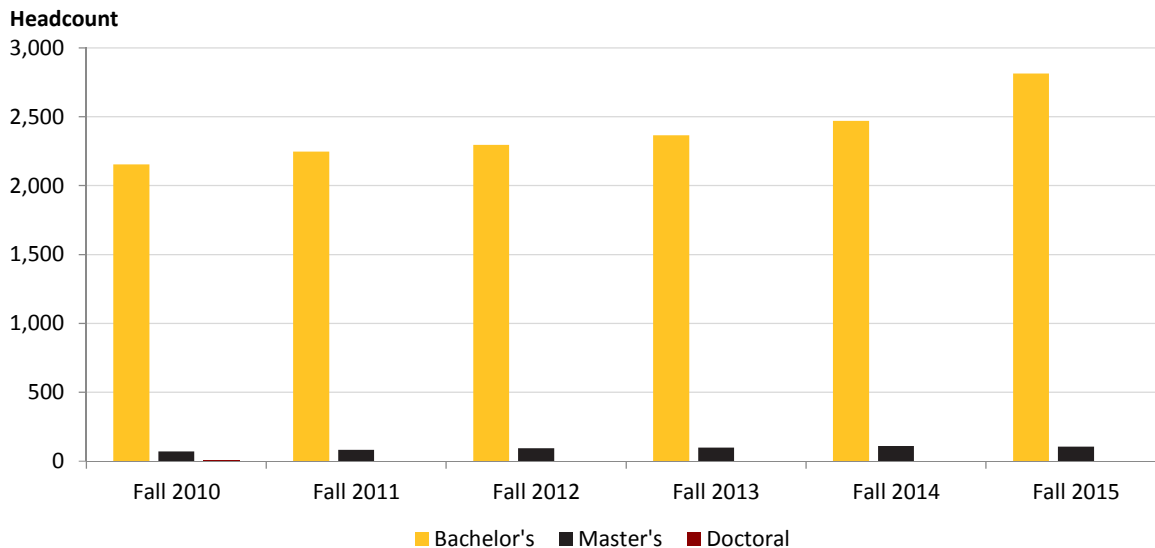
  

<b>Advanced Certificate</b>	<b>Fall 2010</b>	<b>Fall 2011</b>	<b>Fall 2012</b>	<b>Fall 2013</b>	<b>2014</b>	<b>2015</b>
Creative Writing Graduate Certificate	7	6	5	2	7	2
Digital and Social Media	-	-	-	-	-	8
Instructional Design	-	-	-	-	-	2
Information and Instructional Design	-	-	-	-	-	2
Visual Communication and Design	-	-	-	-	-	1
<b>Advanced Certificate Total</b>	<b>36</b>	<b>26</b>	<b>33</b>	<b>28</b>	<b>7</b>	<b>15</b>
<b>College Total</b>	<b>5,735</b>	<b>6,041</b>	<b>6,296</b>	<b>6,387</b>	<b>6,187</b>	<b>6,391</b>

Note: Effective Fall Semester 2015, Kennesaw State University and Southern Polytechnic State University consolidated into one institution.

Southern Polytechnic State University enrollment counts **are not** included prior to Fall Semester 2015.

## Majors - College of Science and Mathematics



Source: University System of Georgia  
KSU Data Warehouse

## Majors - College of Science and Mathematics

<b>Bachelor's</b>	<b>Fall 2010</b>	<b>Fall 2011</b>	<b>Fall 2012</b>	<b>Fall 2013</b>	<b>Fall 2014</b>	<b>Fall 2015</b>
Biochemistry	158	172	216	275	246	242
Biology	1,095	1,182	1,176	1,221	1,365	1,697
Biology Education (Secondary)	60	52	52	38	38	31
Biotechnology	97	101	85	77	70	41
Chemistry	306	308	316	343	328	371
Computational and Applied Mathematics	-	-	-	-	-	24
Environmental Sciences	-	-	-	-	-	30
Mathematics	235	240	300	285	302	207
Mathematics Education (Secondary)	201	193	152	127	119	104
Physics	-	-	-	-	-	67
Undeclared UG Science and Math	2	0	0	0	1	1
<b>Bachelor's Total</b>	<b>2,154</b>	<b>2,248</b>	<b>2,297</b>	<b>2,366</b>	<b>2,469</b>	<b>2,815</b>

<b>Master's</b>	<b>Fall 2010</b>	<b>Fall 2011</b>	<b>Fall 2012</b>	<b>Fall 2013</b>	<b>Fall 2014</b>	<b>Fall 2015</b>
Applied Statistics	70	83	87	86	80	72
Chemical Science	0	0	0	0	13	14
Integrative Biology	0	0	7	13	16	20
<b>Master's Total</b>	<b>70</b>	<b>83</b>	<b>94</b>	<b>99</b>	<b>109</b>	<b>106</b>

<b>Doctoral</b>	<b>Fall 2010</b>	<b>Fall 2011</b>	<b>Fall 2012</b>	<b>Fall 2013</b>	<b>Fall 2014</b>	<b>Fall 2015</b>
Analytics and Data Science	-	-	-	-	-	7
<b>Doctoral Total</b>	<b>-</b>	<b>-</b>	<b>-</b>	<b>-</b>	<b>-</b>	<b>7</b>

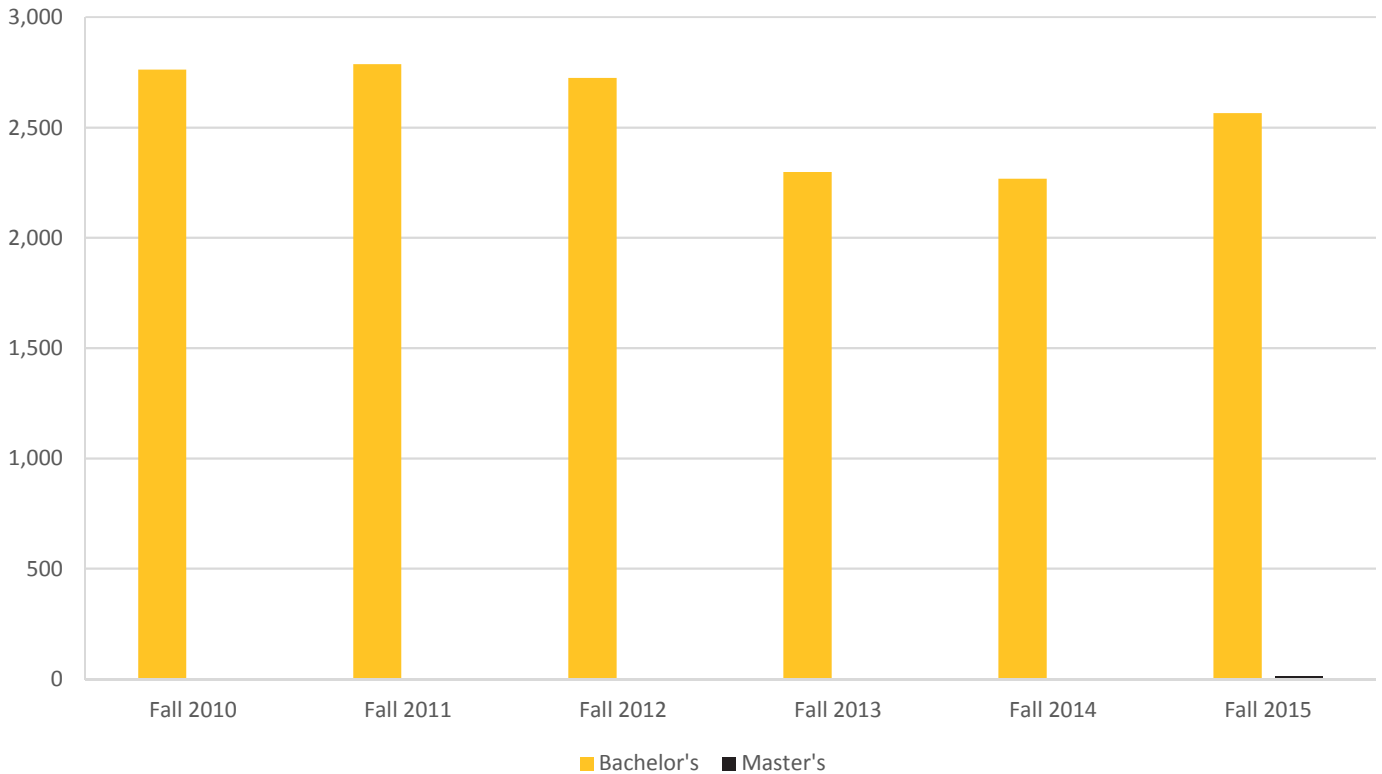
  

<b>College Total</b>	<b>2,224</b>	<b>2,331</b>	<b>2,391</b>	<b>2,465</b>	<b>2,578</b>	<b>2,928</b>
----------------------	--------------	--------------	--------------	--------------	--------------	--------------

Note: Effective Fall Semester 2015, Kennesaw State University and Southern Polytechnic State University consolidated into one institution.

Southern Polytechnic State University enrollment counts **are not** included prior to Fall Semester 2015.

## Majors - University College



Source: University System of Georgia  
KSU Data Warehouse

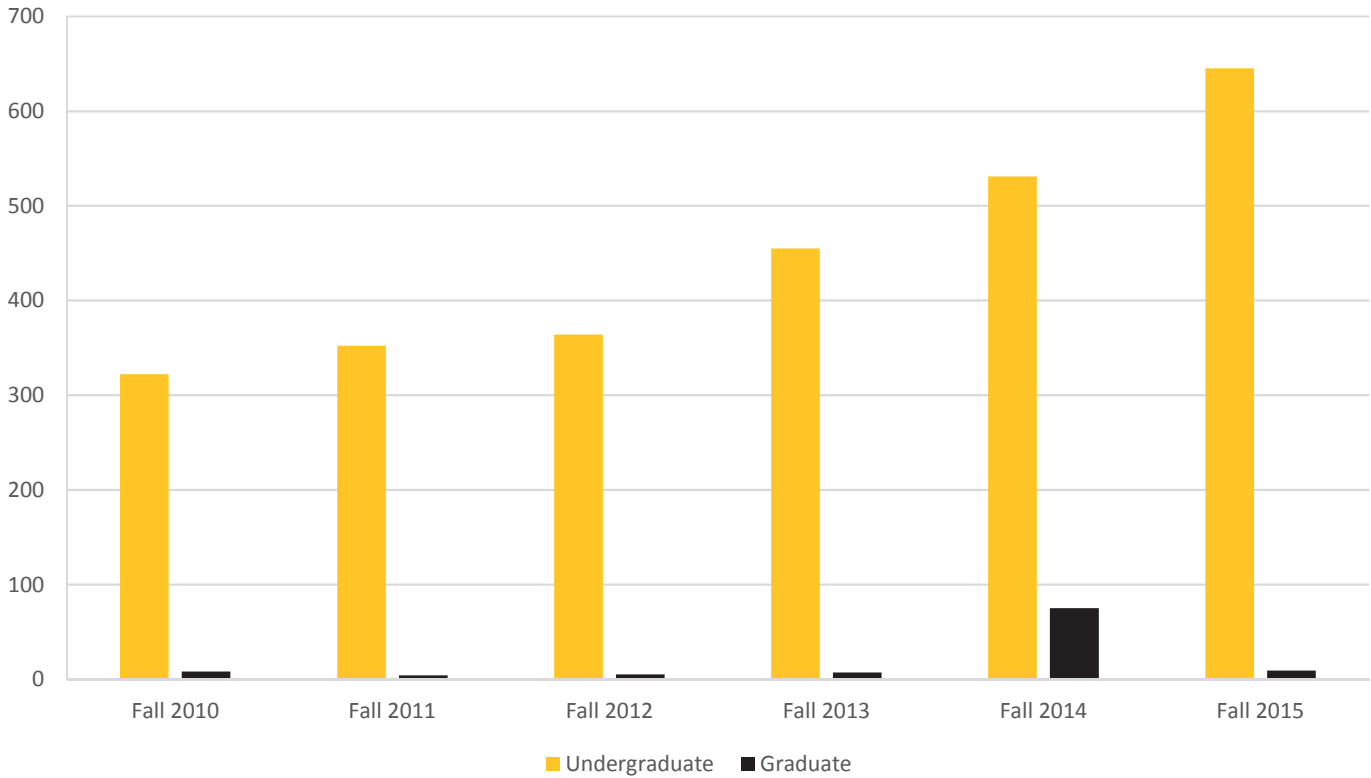
## Majors - University College

<b>Bachelor's</b>	<b>Fall 2010</b>	<b>Fall 2011</b>	<b>Fall 2012</b>	<b>Fall 2013</b>	<b>Fall 2014</b>	<b>Fall 2015</b>
Culinary Sustainability and Hospitality	-	-	-	20	127	237
Integrative Studies	88	96	109	110	116	219
Undeclared	2,674	2,690	2,615	2,187	2,151	2,109
<b>Bachelor's Total</b>	<b>2,762</b>	<b>2,786</b>	<b>2,724</b>	<b>2,297</b>	<b>2,267</b>	<b>2,565</b>
<b>Master's</b>	<b>Fall 2010</b>	<b>Fall 2011</b>	<b>Fall 2012</b>	<b>Fall 2013</b>	<b>Fall 2014</b>	<b>Fall 2015</b>
First-Year Studies	-	-	-	-	-	13
<b>Master's Total</b>	<b>-</b>	<b>-</b>	<b>-</b>	<b>-</b>	<b>-</b>	<b>13</b>
<b>College Total</b>	<b>2,762</b>	<b>2,786</b>	<b>2,724</b>	<b>2,297</b>	<b>2,267</b>	<b>2,578</b>
<b>Annual % Change</b>	<b>3%</b>	<b>1%</b>	<b>-2%</b>	<b>-16%</b>	<b>-1%</b>	<b>14%</b>

Note: Effective Fall Semester 2015, Kennesaw State University and Southern Polytechnic State University consolidated into one institution.

Southern Polytechnic State University headcounts **are not** included prior to Fall 2015.

## Majors - Special/Non-Degree



Source: University System of Georgia  
KSU Data Warehouse

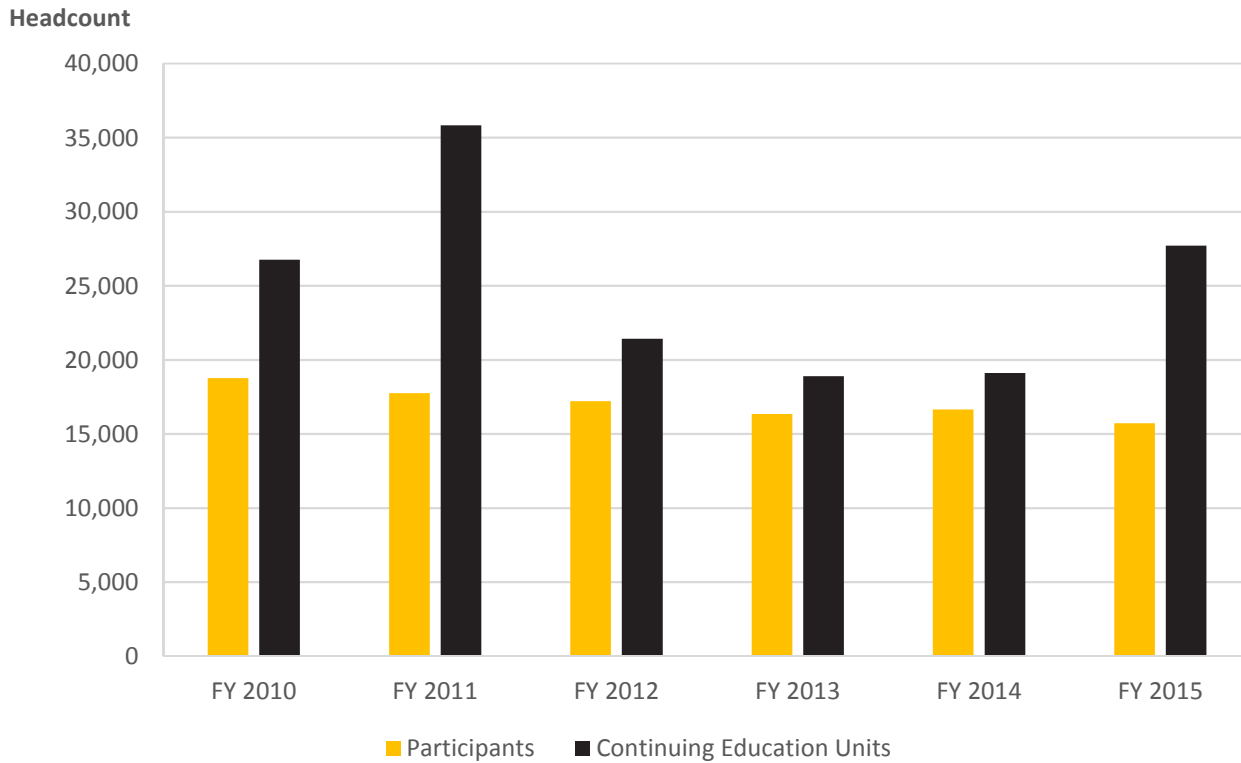
## Majors - Special/Non-Degree

Classification	Fall 2010	Fall 2011	Fall 2012	Fall 2013	Fall 2014	Fall 2015
Auditor	21	22	32	35	42	49
Cross Registration	27	29	19	11	14	4
Dual Enrollment Honors Program	149	200	186	299	375	443
Non-Degree Seeking (Graduate)	1	1	0	0	0	1
Non-Degree Seeking (Undergraduate)	71	53	66	43	40	63
Transient (Graduate)	7	3	5	7	75	8
Transient (Undergraduate)	54	48	61	67	60	86
<b>Special/Non-Degree Total</b>	<b>330</b>	<b>356</b>	<b>369</b>	<b>462</b>	<b>606</b>	<b>654</b>

Note: Effective Fall Semester 2015, Kennesaw State University and Southern Polytechnic State University consolidated into one institution.

Southern Polytechnic State University enrollment counts **are not** included prior to Fall Semester 2015.

## Continuing Education



Source: College of Continuing and Professional Education

## Continuing Education

<b>Revenues</b>	<b>FY 2010</b>	<b>FY 2011</b>	<b>FY 2012</b>	<b>FY 2013</b>	<b>FY 2014</b>	<b>FY 2015</b>	<b>5-Year % Change</b>
Programs-Courses	2,973	3,608	2,245	2,239	2,273	2,036	-32%
Enrollment	18,770	17,746	17,210	16,352	16,638	15,724	-16%
Participant-Hours	267,501	310,329	254,387	293,289	302,801	273,190	2%
Conference and Event Participants	-	-	-	-	-	56,934	-
Continuing Education Units	26,750	35,816	21,423	18,893	19,115	27,703	4%
<b>\$ Revenues</b>	<b>\$5,567,171</b>	<b>\$4,977,435</b>	<b>\$4,924,315</b>	<b>\$3,742,214</b>	<b>\$4,058,251</b>	<b>\$3,832,588</b>	<b>-31%</b>

Note: Effective Fall Semester 2015, Kennesaw State University and Southern Polytechnic State University consolidated into one institution.

Southern Polytechnic State University's Continuing and Professional Education detail is **not** available for the years reported here.

- In 2012, the College of Continuing and Professional Education Economic Impact was \$52,809,928.
- The College of Continuing and Professional Education has earned 22 state and national awards and recognitions.



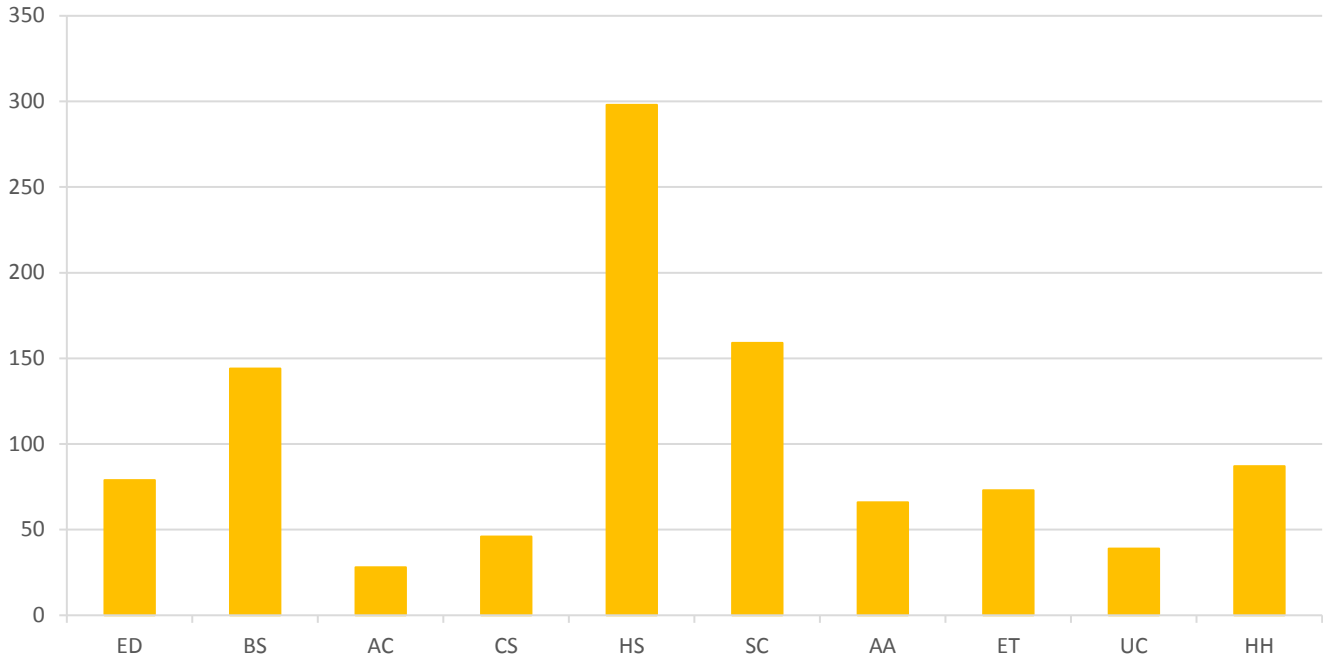
**Kennesaw State University**

**2015-2016 Fact Book**

**FACULTY CHARACTERISTICS**

## Full-Time Instructional Faculty as of November, 2015

### Headcount



Source: Integrated Postsecondary Data Systems Human Resources Survey  
KSU Faculty Information System

## Full-Time Instructional Faculty as of November, 2015

College	Fall 2010	Fall 2011	Fall 2012	Fall 2013	Fall 2014	Fall 2015
<b>Kennesaw State University</b>						
Bagwell College of Education (ED)	76	82	79	83	83	79
Coles College of Business (BS)	124	132	130	129	130	144
College of Architecture and Construction Management (AC)	-	-	-	-	-	28
College of Computing and Software Engineering (CS)	-	-	-	-	-	46
College of Humanities & Social Sciences (HS)	226	227	228	236	237	298
College of Science & Mathematics (SC)	141	128	137	137	137	159
College of the Arts (AA)	46	48	55	57	57	66
Southern Polytechnic College of Engineering and Engineering Technology (ET)	-	-	-	-	-	73
University College (UC)	34	33	34	30	30	39
WellStar College of Health & Human Services (HH)	90	88	84	81	81	87
<b>Southern Polytechnic State University</b>	200	214	203	226	221	-
<b>Total</b>	<b>937</b>	<b>952</b>	<b>950</b>	<b>979</b>	<b>976</b>	<b>1,019</b>
<b>Annual # Change</b>	<b>20</b>	<b>15</b>	<b>-2</b>	<b>29</b>	<b>-3</b>	<b>43</b>

Note: Effective Fall Semester 2015, Kennesaw State University and Southern Polytechnic State University consolidated into one institution. The new university is named Kennesaw State University.

Full-Time Instructional Faculty is defined as faculty employed on a full-time basis for instruction. This includes those faculty who are categorized as "Faculty" or "Chair" and Employment Status is "Active or "Paid On Leave" in the FIS.



## Full-Time Instructional Faculty By Department and College as of November, 2015

College/Department	Faculty	% Tenured	% Female	% Minority
Educational Leadership	8	25%	75%	25%
Elementary and Early Childhood Education	30	47%	80%	47%
Inclusive Education	10	50%	90%	20%
Instructional Technology	7	29%	100%	0%
Secondary and Middle Grades Education	24	50%	83%	38%
<b>Bagwell College of Education</b>	<b>79</b>	<b>44%</b>		<b>34%</b>
Economics, Finance and Quantitative Analysis	39	72%	26%	26%
Information Systems	20	70%	35%	35%
Management and Entrepreneurship	33	64%	36%	6%
Marketing and Professional Sales	21	71%	43%	29%
School of Accountancy	31	45%	45%	23%
<b>Coles College of Business</b>	<b>144</b>	<b>64%</b>	<b>36%</b>	<b>22%</b>
Architecture	18	61%	28%	28%
Construction Management	10	40%	40%	60%
<b>College of Architecture and Construction Management</b>	<b>28</b>	<b>54%</b>	<b>32%</b>	<b>39%</b>
Computer Science	20	75%	15%	70%
Information Technology	11	27%	45%	45%
Software Engineering and Game Development	15	27%	33%	13%
<b>College of Computing and Software Engineering</b>	<b>46</b>	<b>48%</b>	<b>28%</b>	<b>46%</b>
Digital Writing and Media Arts	14	43%	50%	21%
English	78	38%	65%	14%
Foreign Languages	31	58%	74%	29%
Geography and Anthropology	18	61%	39%	33%
History and Philosophy	37	51%	35%	14%
Interdisciplinary Studies	6	67%	67%	33%
Political Science and International Affairs	33	67%	39%	6%
Psychology	29	69%	69%	31%
Sociology and Criminal Justice	23	43%	48%	22%
School of Communication and Media	29	45%	62%	21%
<b>College of Humanities and Social Sciences</b>	<b>298</b>	<b>51%</b>	<b>56%</b>	<b>19%</b>
Chemistry and Biochemistry	28	46%	61%	25%
Ecology, Evolution, and Organismal Biology	26	50%	38%	15%
Mathematics	57	51%	40%	33%
Molecular and Cellular Biology	19	63%	47%	32%
Physics	17	47%	12%	35%
Statistics and Analytical Sciences	12	42%	42%	25%
<b>College of Science and Mathematics</b>	<b>159</b>	<b>50%</b>	<b>42%</b>	<b>28%</b>
Dance	5	20%	40%	20%
Theatre and Performance Studies	11	55%	64%	18%
School of Art and Design	24	71%	46%	21%
School of Music	26	31%	38%	12%
<b>College of the Arts</b>	<b>66</b>	<b>48%</b>	<b>45%</b>	<b>17%</b>

**Full-Time Instructional Faculty By Department and College  
as of November, 2015 (Continued)**

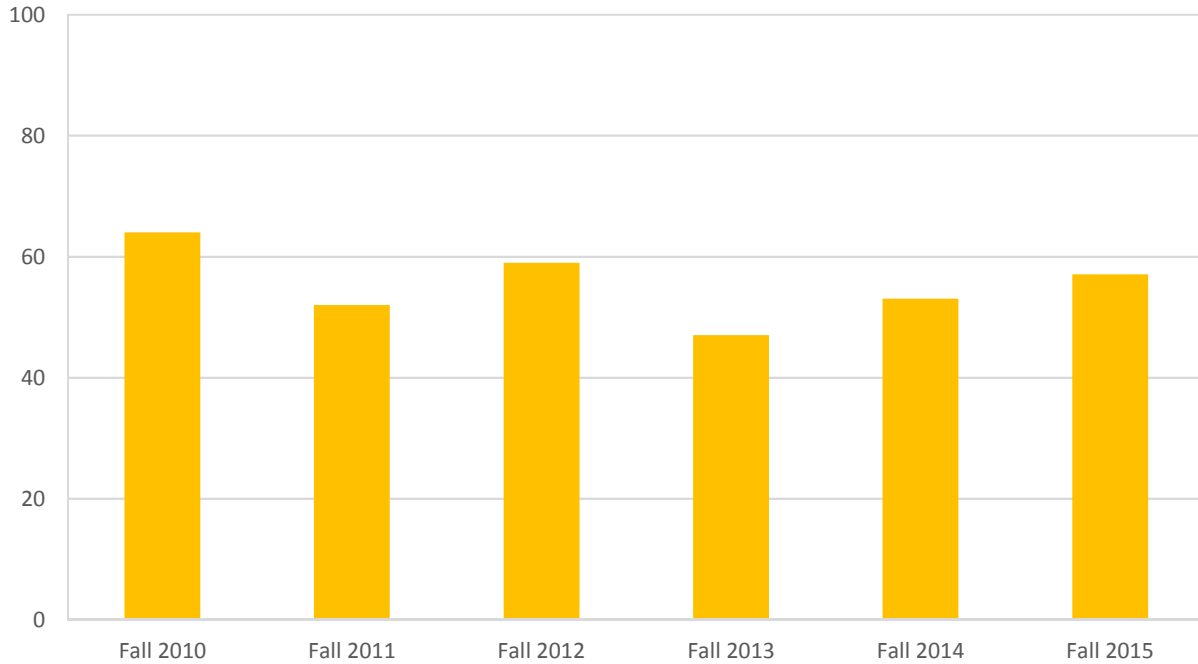
<b>College/Department</b>	<b>Faculty</b>	<b>% Tenured</b>	<b>% Female</b>	<b>% Minority</b>
Civil and Construction Engineering	16	31%	13%	50%
Electrical and Computer Engineering Technology	10	30%	10%	10%
Electrical Engineering	11	91%	0%	64%
Mechanical Engineering	12	42%	33%	58%
Mechanical Engineering Technology	7	43%	0%	0%
Mechatronics Engineering	4	25%	0%	50%
Systems and Industrial Engineering	13	38%	15%	38%
<b>Southern Polytechnic College of Engineering and Engineering Technology</b>	<b>73</b>	<b>44%</b>	<b>12%</b>	<b>41%</b>
First-Year and Transition Studies	19	47%	68%	26%
Leadership and Integrative Studies	13	38%	85%	23%
Michael A. Leven School of Culinary Sustainability and Hospitality	7	14%	57%	14%
<b>University College</b>	<b>39</b>	<b>38%</b>	<b>72%</b>	<b>23%</b>
Exercise Science and Sport Management	17	47%	35%	12%
Health Promotion and Physical Education	16	50%	63%	25%
Social Work and Human Services	15	47%	67%	27%
WellStar School of Nursing	39	41%	90%	10%
<b>WellStar College of Health and Human Services</b>	<b>87</b>	<b>45%</b>	<b>70%</b>	<b>16%</b>
<b>KSU Total</b>	<b>1,019</b>	<b>51%</b>	<b>49%</b>	<b>25%</b>

Note: Effective Fall Semester 2015, Kennesaw State University and Southern Polytechnic State University consolidated into one institution.

Minority is defined as anyone who self-reported their race/ethnicity as Black or African American, Asian, American Indian or Alaska Native, Native Hawaiian or Other Pacific Islander. Internationals are included in this definition.

## New Full-Time Instructional Faculty as of November, 2015

### Headcount



Source: Integrated Postsecondary Data Systems Human Resources Survey  
KSU Faculty Information System

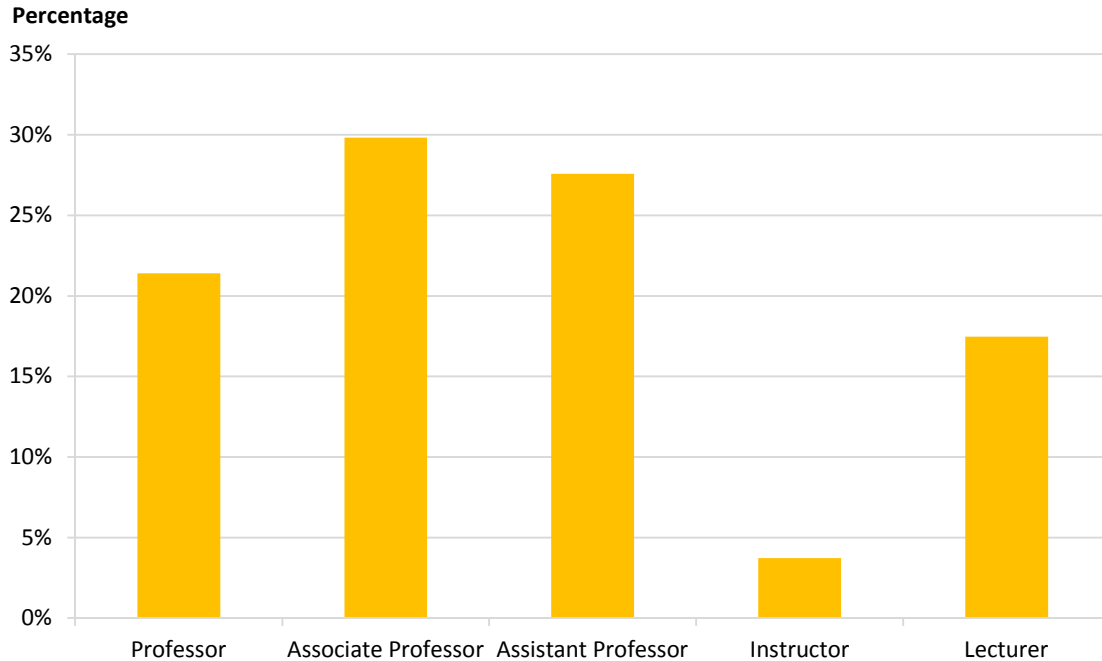
## New Full-Time Instructional Faculty as of November, 2015

Rank	Fall 2010	Fall 2011	Fall 2012	Fall 2013	Fall 2014	Fall 2015
Professor	0	2	3	3	1	1
Associate Professor	2	6	2	6	3	5
Assistant Professor	36	43	28	29	29	42
Instructor	5	2	9	3	15	6
Lecturer	9	6	5	6	5	3
<b>New as % of All Faculty</b>	<b>9%</b>	<b>7%</b>	<b>8%</b>	<b>6%</b>	<b>7%</b>	<b>6%</b>
<b>Total</b>	<b>64</b>	<b>52</b>	<b>59</b>	<b>47</b>	<b>53</b>	<b>57</b>

Note: Effective Fall Semester 2015, Kennesaw State University and Southern Polytechnic State University consolidated into one institution.

Full-Time Instructional Faculty is defined as faculty employed on a full-time basis for instruction. This includes those faculty who are categorized as "Faculty" or "Chair" and Employment Status is "Active" or "Paid On Leave" in the FIS.

## Full-Time Instructional Faculty By Rank as of November, 2015



Source: Integrated Postsecondary Data Systems Human Resources Survey  
KSU Faculty Information System

## Full-Time Instructional Faculty By Rank as of November, 2015

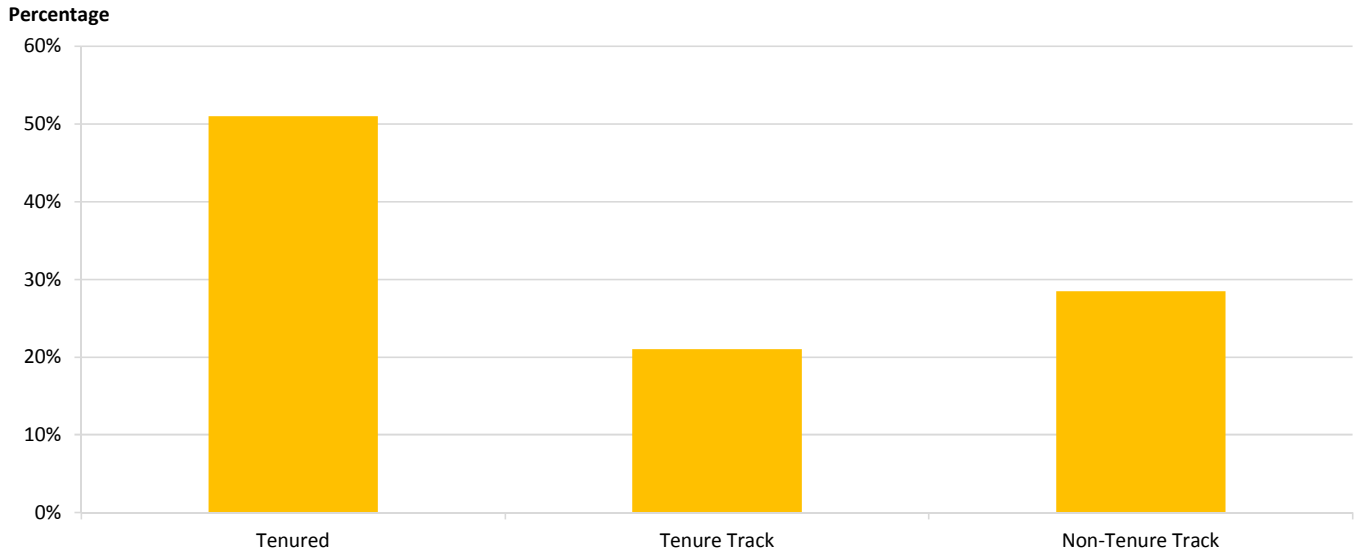
Rank	Number of Faculty by Rank					
	Fall 2010	Fall 2011	Fall 2012	Fall 2013	Fall 2014	Fall 2015
Professor	143	146	160	169	158	218
Associate Professor	169	183	205	218	221	304
Assistant Professor	272	258	216	208	205	281
Instructor	51	34	35	21	35	38
Lecturer	102	117	131	137	136	178
<b>Total</b>	<b>737</b>	<b>738</b>	<b>747</b>	<b>753</b>	<b>755</b>	<b>1,019</b>

Rank	Percentage of Faculty by Rank					
	Fall 2010	Fall 2011	Fall 2012	Fall 2013	Fall 2014	Fall 2015
Professor	19%	20%	21%	22%	21%	21%
Associate Professor	23%	25%	27%	29%	29%	30%
Assistant Professor	37%	35%	29%	28%	27%	28%
Instructor	7%	5%	5%	3%	5%	4%
Lecturer	14%	16%	18%	18%	18%	17%
<b>Total</b>	<b>100%</b>	<b>100%</b>	<b>100%</b>	<b>100%</b>	<b>100%</b>	<b>100%</b>

Note: Effective Fall Semester 2015, Kennesaw State University and Southern Polytechnic State University consolidated into one institution.

Full-Time Instructional Faculty is defined as faculty employed on a full-time basis for instruction. This includes those faculty who are categorized as "Faculty" or "Chair" and Employment Status is "Active or "Paid On Leave" in the FIS.

## Tenure Status by Gender and Ethnicity as of November, 2015



Source: Integrated Postsecondary Data Systems Human Resources Survey  
KSU Faculty Information System

## Tenure Status by Gender and Ethnicity as of November, 2015

Gender	# Tenured	% Tenured	# Tenure Track	% Tenure Track	# Non-Tenure Track	% Non-Tenure Track	# Total	% Total
Male	285	55%	119	23%	114	22%	518	51%
Female	230	46%	95	19%	176	35%	501	49%
<b>Ethnicity</b>								
American Indian/Alaska Native	0	0%	0	0%	1	100%	1	0%
Asian	70	57%	37	30%	15	12%	122	12%
Black/African American	50	56%	21	23%	19	21%	90	9%
Hispanic	7	29%	12	50%	5	21%	24	3%
Multi-racial	4	20%	11	55%	5	25%	20	2%
Native Hawaiian/Pacific Islander	0	0%	1	100%	0	0%	1	0%
Unknown	1	25%	1	25%	2	50%	4	0%
White	383	51%	131	17%	243	32%	757	74%
<b>Total</b>	<b>515</b>	<b>51%</b>	<b>214</b>	<b>21%</b>	<b>290</b>	<b>28%</b>	<b>1,019</b>	<b>100%</b>

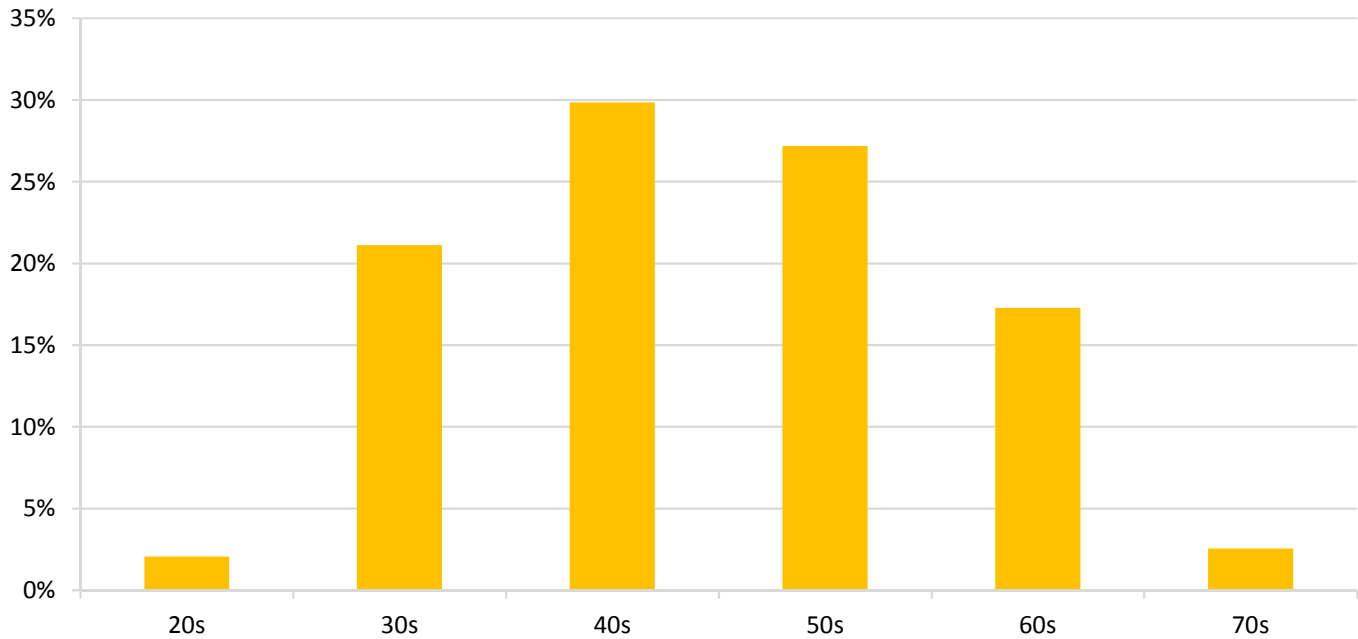
Note: Effective Fall Semester 2015, Kennesaw State University and Southern Polytechnic State University consolidated into one institution.

Full-Time Instructional Faculty is defined as faculty employed on a full-time basis for instruction. This includes those faculty who are categorized as "Faculty" or "Chair" and Employment Status is "Active or "Paid On Leave" in the FIS.

Academic tenure is an employment status at the University that assures a tenured faculty member of continuous appointment from contract year to contract year, except under conditions of dismissal for cause (see KSU Faculty Handbook Section 4.1.9), termination or layoff of tenured personnel due to program modification (see BoR Policy Manual 8.3.7.10), or financial exigencies. The awarding of tenure is a highly important decision through which the University incurs a major commitment to the individual faculty member well into the future. Years of service or successful annual reviews alone are not sufficient to qualify for tenure. It should only be granted to those faculty members whose achievements demonstrate the quality and significance expected of their current rank and who demonstrate potential for long-term effectiveness at the University. All tenure track faculty are expected to produce scholarship in at least one performance area. This scholarship must be consistent with departmental, college, and university guidelines. Only under exceptional circumstances will a candidate be recommended for tenure without at least one form of scholarship as articulated in approved tenure and promotion guidelines. In awarding tenure, the University recognizes the long-range value of the faculty member to the institution and ensures them the academic freedom that is essential to an atmosphere conducive to the proper operation of the University.

## Age of Instructional Faculty as of November, 2015

Percentage



Source: KSU Faculty Information System

## Age of Instructional Faculty as of November, 2015

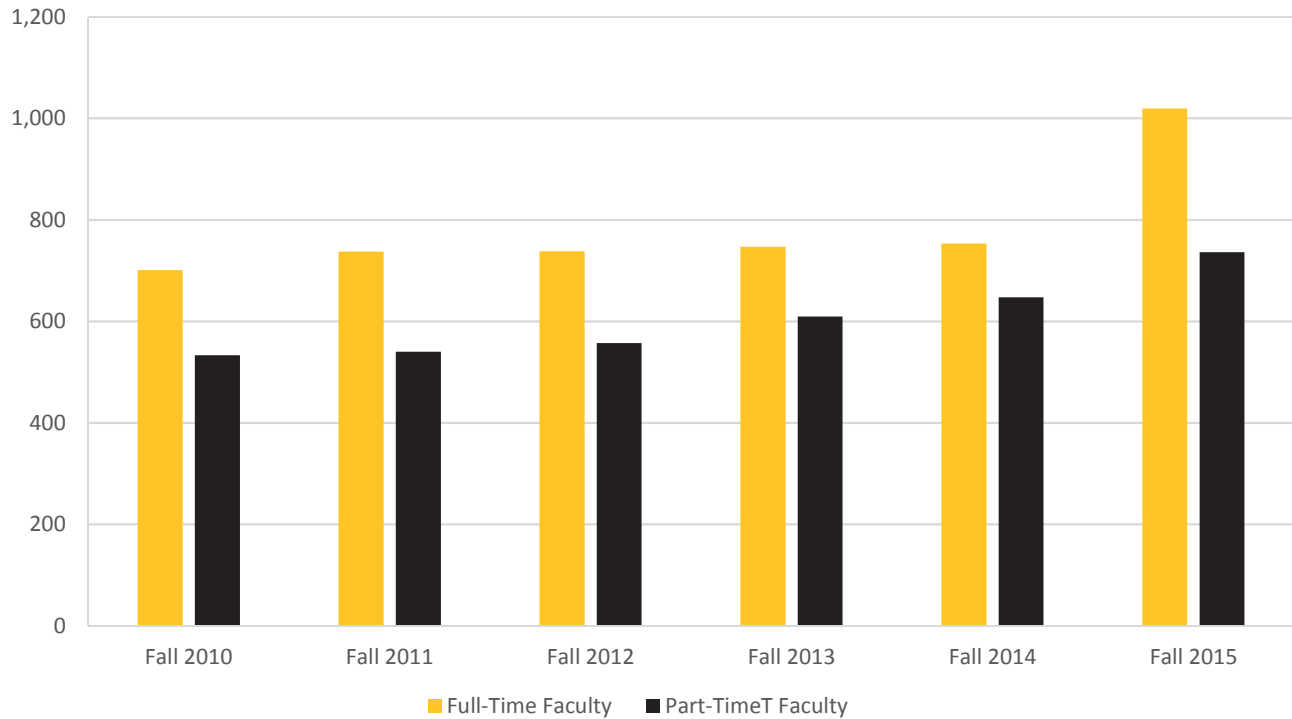
College	20s	30s	40s	50s	60s	70s	Average
Bagwell College of Education	0	17	22	19	20	1	50
Coles College of Business	1	22	35	42	38	6	52
College of Architecture and Construction Management	0	3	10	10	5	0	49
College of Computing and Software Engineering	0	8	11	12	12	3	52
College of Humanities and Social Sciences	8	78	100	70	33	9	47
College of Science and Mathematics	5	38	54	41	19	2	47
College of the Arts	0	18	15	22	11	0	49
Southern Polytechnic College of Engineering and Engineering Technology	0	14	26	24	7	2	49
University College	3	4	11	13	7	1	49
WellStar College of Health and Human Services	4	13	20	24	24	2	51
<b>Total</b>	<b>21</b>	<b>215</b>	<b>304</b>	<b>277</b>	<b>176</b>	<b>26</b>	
<b>% of Total</b>	<b>2%</b>	<b>21%</b>	<b>30%</b>	<b>27%</b>	<b>17%</b>	<b>3%</b>	

Note: Effective Fall Semester 2015, Kennesaw State University and Southern Polytechnic State University consolidated into one institution.

Full-Time Instructional Faculty is defined as faculty employed on a full-time basis for instruction. This includes those faculty who are categorized as "Faculty" or "Chair" and Employment Status is "Active" or "Paid On Leave" in the FIS.

## Full-Time and Part-Time Faculty Profile

Headcount



Source: KSU Faculty Information System  
University System of Georgia

## Full-Time and Part-Time Faculty Profile

	Fall 2010	Fall 2011	Fall 2012	Fall 2013	Fall 2014	Fall 2015
Full-Time Faculty	701	737	738	747	753	1,019
Part-Time Faculty	533	540	557	609	647	736
FTE Students/FT Faculty	29	29	29	29	29	29
% Courses Taught by FT Faculty	70	71	70	68	66	64
% Courses Taught by PT Faculty	30	29	30	32	34	36

Note: Effective Fall Semester 2015, Kennesaw State University and Southern Polytechnic State University consolidated into one institution.

Southern Polytechnic State University enrollment counts **are not** included prior to Fall Semester 2015.

## Full-Time Employees By Gender as of November, 2015

<b>Federal Occupational Category</b>	<b>Female</b>	<b>Male</b>	<b>Total</b>	<b>% Female</b>	<b>% Male</b>
Archivists, Curators, and Museum Technicians	6	3	9	67%	33%
Business and Financial Operations Occupations	130	34	164	79%	21%
Community Service, Legal, Arts, and Media Occupations	31	47	78	40%	60%
Computer, Engineering, and Science Occupations	69	146	215	32%	68%
Healthcare Practitioners and Technical Occupations	3	5	8	38%	63%
Instruction/Research/Public Service	81	84	165	49%	51%
Librarians	18	7	25	72%	28%
Management Occupations	295	263	558	53%	47%
Natural Resources, Construction, and Maintenance Occupations	16	70	86	19%	81%
Office and Administrative Support Occupations	434	64	498	87%	13%
Other Teaching and Instructional Support Occupations	90	31	121	74%	26%
Postsecondary Teachers - Instruction	409	413	822	50%	50%
Postsecondary Teachers - Research	0	1	1	0%	100%
Sales and Related Occupations	7	1	8	88%	13%
Service Occupations	53	93	146	36%	64%
<b>Total FT Employees</b>	<b>1,642</b>	<b>1,262</b>	<b>2,904</b>	<b>57%</b>	<b>43%</b>

Note: Effective Fall Semester 2015, Kennesaw State University and Southern Polytechnic State University consolidated into one institution.

Source: Integrated Postsecondary Data Systems Human Resources Survey.



**Full-Time Employees By Race  
as of November, 2015**

Federal Occupational Category	Black or	Indian		Two or	Hawaiian		Race and		Total FT	
	African	or	Alaska	More	or Other	White	Ethnicity	Int'l	Employee	
	American	Asian	Native	Races	Pacific		Unknown		s	
Archivists, Curators, and Museum Technicians	0	0	0	1	0	7	0	1	9	
Business and Financial Operations Occupations	30	9	0	1	2	119	2	1	164	
Community Service, Legal, Arts, and Media Occupations	19	2	1	1	1	52	0	1	78	
Computer, Engineering, and Science Occupations	31	15	0	9	3	150	3	4	215	
Healthcare Practitioners and Technical Occupations	3	1	0	0	0	4	0	0	8	
Instruction/Research/Public Service	12	24	0	4	3	121	0	1	165	
Librarians	1	3	0		1	19	0	1	25	
Management Occupations	85	21	1	9	7	427	3	4	558	
Natural Resources, Construction, and Maintenance Occupations	16	3	0	5	1	61	0	0	86	
Office and Administrative Support Occupations	84	10	2	21	12	363	3	2	498	
Other Teaching and Instructional Support Occupations	27	3	0	7	1	81	2	0	121	
Postsecondary Teachers - Instruction	74	78	1	19	3	602	13	31	822	
Postsecondary Teachers - Research	0	0	0	0	0	0	1	0	1	
Sales and Related Occupations	1	0	0	1	0	6	0	0	8	
Service Occupations	55	2	1	16	3	65	3	1	146	
<b>Total FT Employees</b>	<b>438</b>	<b>171</b>	<b>6</b>	<b>94</b>	<b>37</b>	<b>4</b>	<b>2,077</b>	<b>30</b>	<b>47</b>	<b>2,904</b>

Note: Effective Fall Semester 2015, Kennesaw State University and Southern Polytechnic State University consolidated into one institution.

Source: Integrated Postsecondary Data Systems Human Resources Survey.



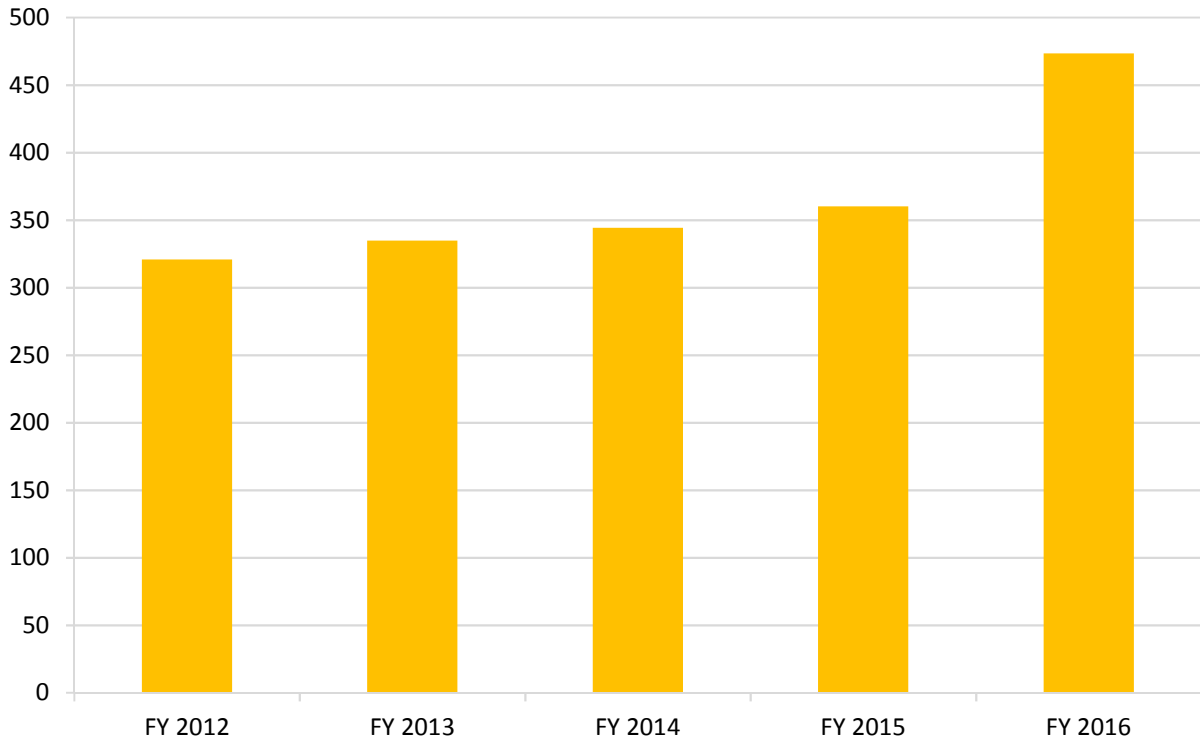
# **Kennesaw State University**

## **2015-2016 Fact Book**

### **RESOURCES**

## Annual Operating Budget

Millions \$



Source: Kennesaw State University Office of Budget and Planning

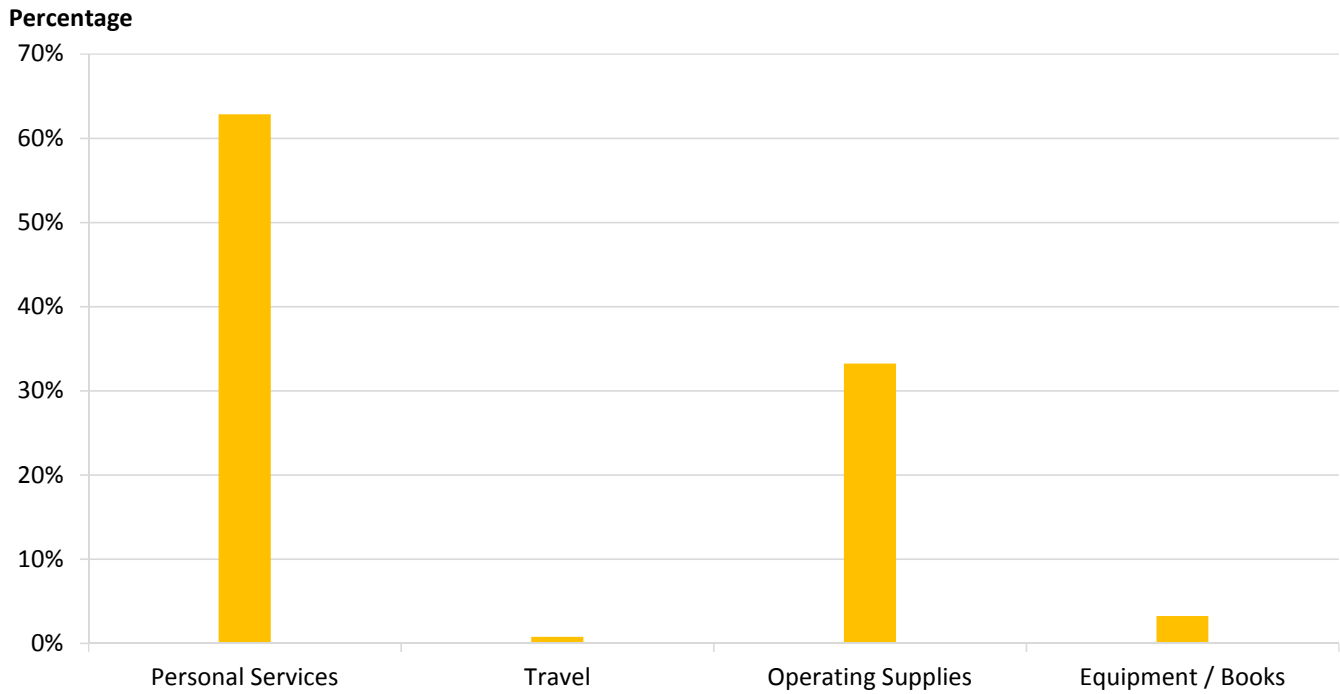
## Annual Operating Budget

<b>Funds in Millions \$</b>	<b>FY 2012</b>	<b>FY 2013</b>	<b>FY 2014</b>	<b>FY 2015</b>	<b>FY 2016</b>
Capital	0.76	0.33	0.21	0.16	0.16
Auxiliary Services	44.48	49.18	58.80	61.46	79.40
Student Activities	12.19	14.46	13.90	14.19	14.89
Education and General	263.41	270.82	271.30	284.27	378.95
<b>Total Available</b>	<b>\$320.84</b>	<b>\$334.79</b>	<b>\$344.21</b>	<b>\$360.08</b>	<b>\$473.39</b>
<b>Southern Polytechnic State</b>					
<b>University</b>	<b>\$77</b>	<b>\$83</b>	<b>\$89</b>	<b>\$95</b>	<b>-</b>
<b>Total</b>	<b>\$397.93</b>	<b>\$417.98</b>	<b>\$433.00</b>	<b>\$454.72</b>	<b>\$473.39</b>
<b>% Change</b>	<b>4.59%</b>	<b>5.04%</b>	<b>3.59%</b>	<b>5.02%</b>	<b>4.11%</b>

Note: Effective Fall Semester 2015, Kennesaw State University and Southern Polytechnic State University consolidated into one institution.

Southern Polytechnic State University operating budget numbers are included prior to Fiscal Year 2015.

## Education and General Budget by Function FY 2016



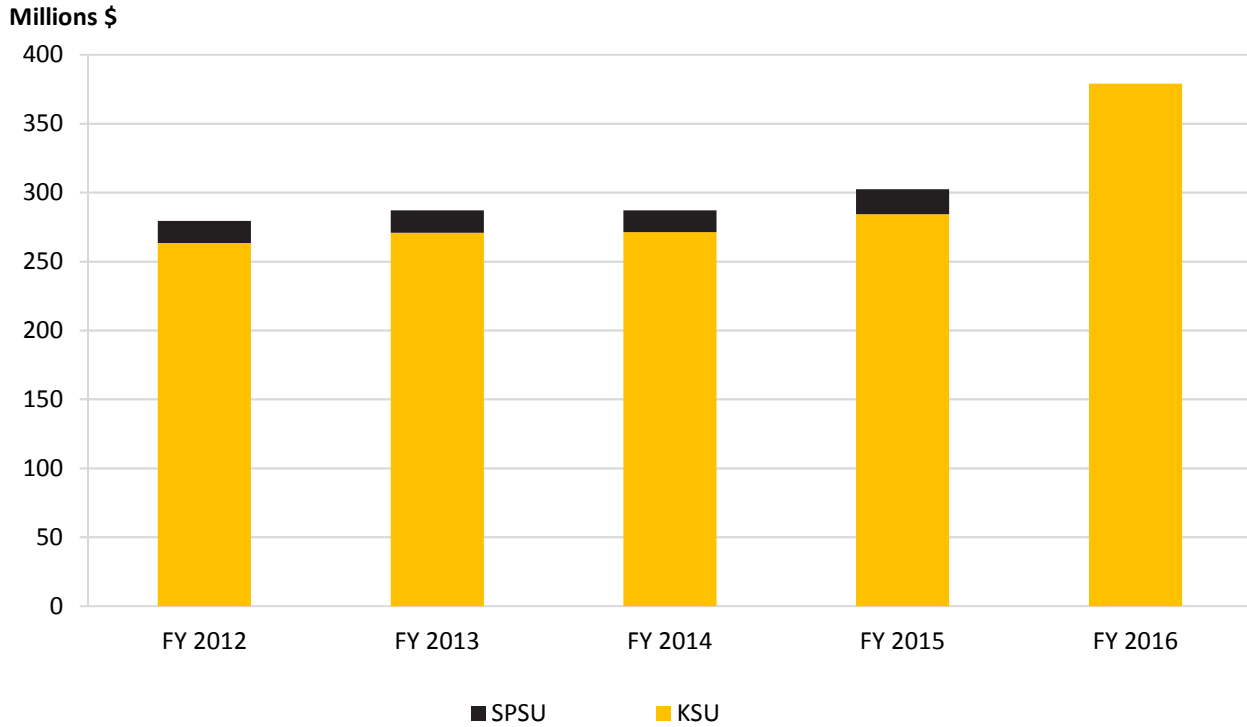
Data Source: Kennesaw State University Office of Budget and Planning

## Education and General Budget by Function FY 2016

Function	Personal Services	Travel	Operating Supplies	Equipment / Books	Total	% Total
Instruction	134,741,740	1,842,340	27,041,256	1,015,438	164,352,766	43%
Research	283,891	68,868	171,577	0	524,336	0%
Public Service	3,779,971	90,723	4,209,420	0	8,080,114	2%
Academic Support	39,336,645	319,383	6,120,973	6,361,589	52,138,590	14%
Student Services	18,449,699	235,336	2,457,199	13,000	21,155,234	6%
Institutional Support	25,005,383	205,745	18,393,440	1,045,310	44,649,878	12%
Plant Operations	16,443,053	60,531	17,565,396	3,800,000	38,024,283	10%
Scholarships and Fellowships	0	0	49,896,038	0	49,896,038	13%
<b>Total</b>	<b>\$238,040,382</b>	<b>\$2,822,926</b>	<b>\$125,855,299</b>	<b>\$12,235,337</b>	<b>\$378,821,239</b>	<b>100%</b>
<b>% Total</b>	<b>63%</b>	<b>1%</b>	<b>33%</b>	<b>3%</b>	<b>100%</b>	

Note: Effective Fall Semester 2015, Kennesaw State University and Southern Polytechnic State University consolidated into one institution.

## Education and General Revenue FY 2016



Data Source: Kennesaw State University Office of Budget and Planning

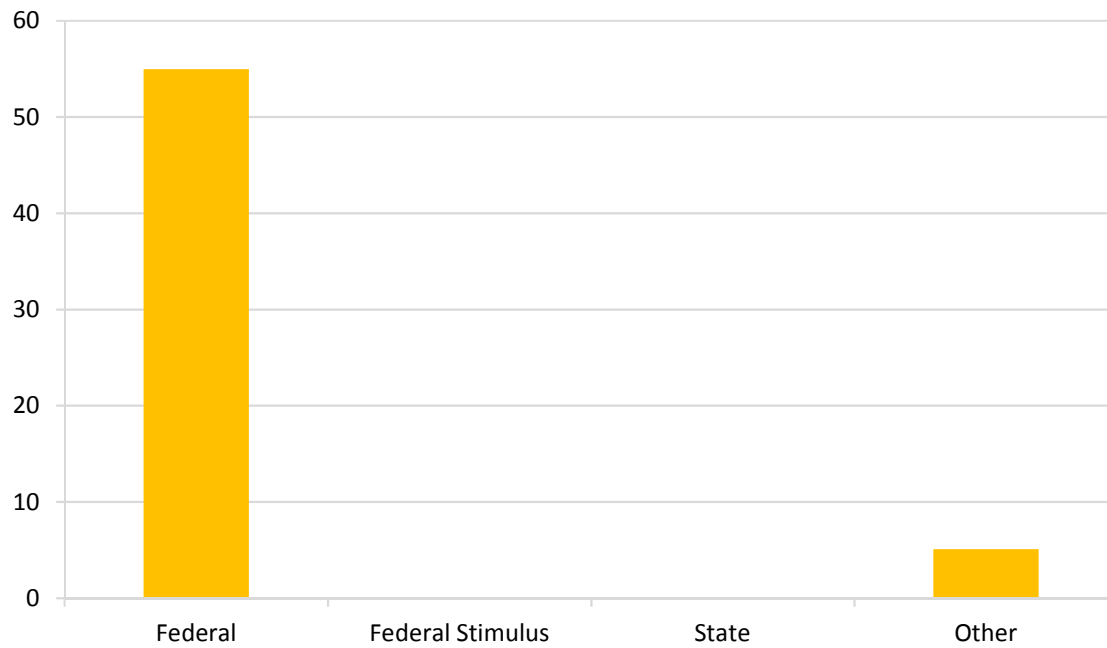
## Education and General Revenue FY 2016

Revenue Source (reported in millions \$)	FY 2012	FY 2013	FY 2014	FY 2015	FY 2016
State Appropriations	74.35	79.27	81.95	84.63	114.52
Tuition	108.02	114.72	113.00	120.38	167.11
Other Reveune	19.12	18.28	16.37	17.06	23.70
Indirect Cost Recovery	0.61	0.27	0.36	0.38	0.26
Technology Fees	3.05	3.06	2.81	2.72	4.14
Contracts and Grants	50.96	46.55	46.92	49.99	56.33
Departmental Sales and Service	7.08	8.46	9.58	8.91	12.39
Special Funding Initiative	0.00	0.00	0.10	0.20	0.50
Research Consortium	0.22	0.21	0.21	0.00	0.00
Federal Stimulus Funding	0.00	0.00	0.00	0.00	0.00
<b>Total Available</b>	<b>\$263.41</b>	<b>\$270.82</b>	<b>\$271.30</b>	<b>\$284.27</b>	<b>\$378.95</b>
<b>Southern Polytechnic State University</b>	<b>\$16.01</b>	<b>\$16.29</b>	<b>\$15.71</b>	<b>\$18.00</b>	
<b>Total</b>	<b>\$279.42</b>	<b>\$287.11</b>	<b>\$287.01</b>	<b>\$302.27</b>	<b>\$378.95</b>

Note: Effective Fall Semester 2015, Kennesaw State University and Southern Polytechnic State University consolidated into one institution.

## Grants and Contracts FY 2015 Expenditures

Millions \$



Source: Georgia Department of Audits and Accounts (DOAA)  
Kennesaw State University Annual Financial Reports 2010 - 2015

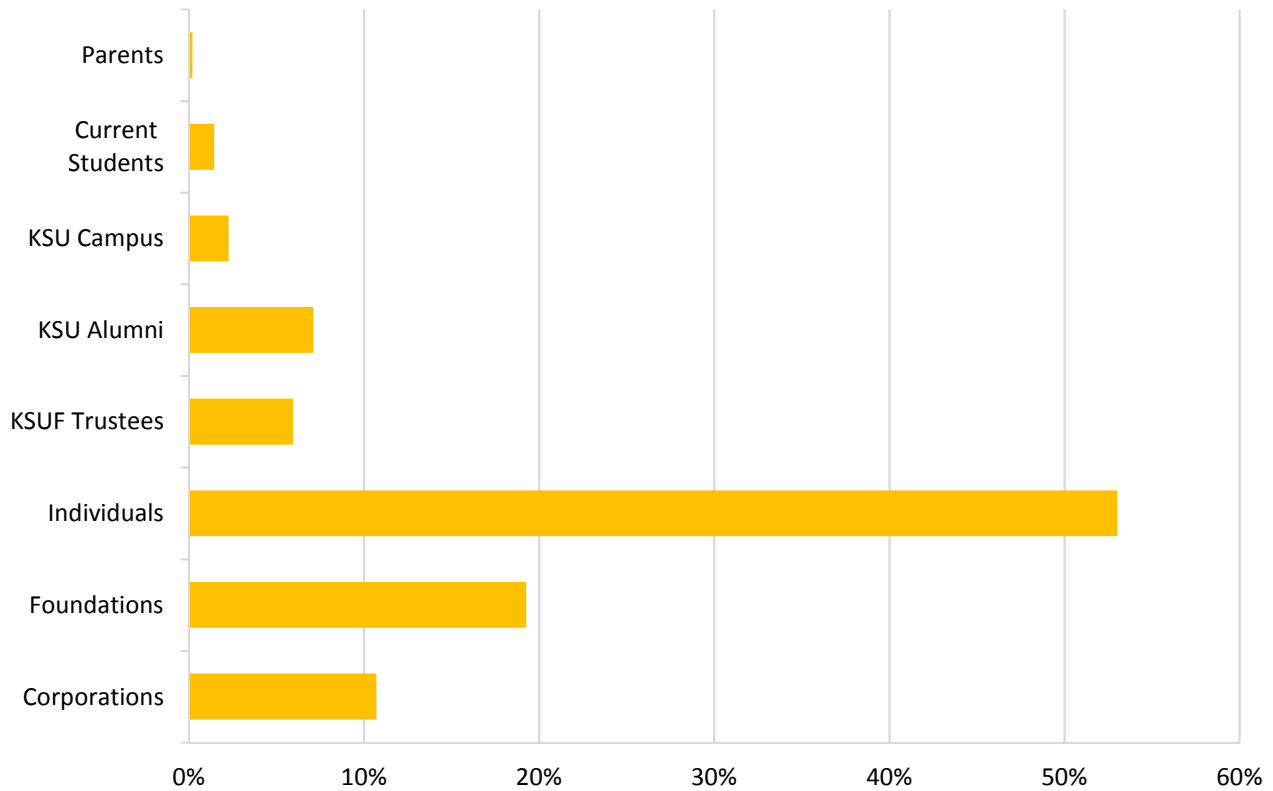
## Grants and Contracts FY 2015 Expenditures

Sources	FY 2010	FY 2011	FY 2012	FY 2013	FY 2014	FY 2015	5-Year \$ Change
Federal	31.94	42.01	42.23	43.68	42.53	54.96	23.01
Federal Stimulus	0.35	0.94	1.32	0.30	0.08	0.03	-0.32
State	0.13	0.15	0.18	0.24	0.02	0.10	-0.03
Other	1.88	3.69	3.71	4.12	3.90	5.09	3.20
<b>Total</b>	<b>\$34.31</b>	<b>\$46.80</b>	<b>\$47.45</b>	<b>\$48.34</b>	<b>\$46.52</b>	<b>\$60.17</b>	<b>\$25.86</b>

Note: Effective Fall Semester 2015, Kennesaw State University and Southern Polytechnic State University consolidated into one institution.

Southern Polytechnic State University dollars **are not** included in this summary.

## KSU Foundation Gift Revenue



Source: Office of University Advancement and Development

## KSU Foundation Gift Revenue

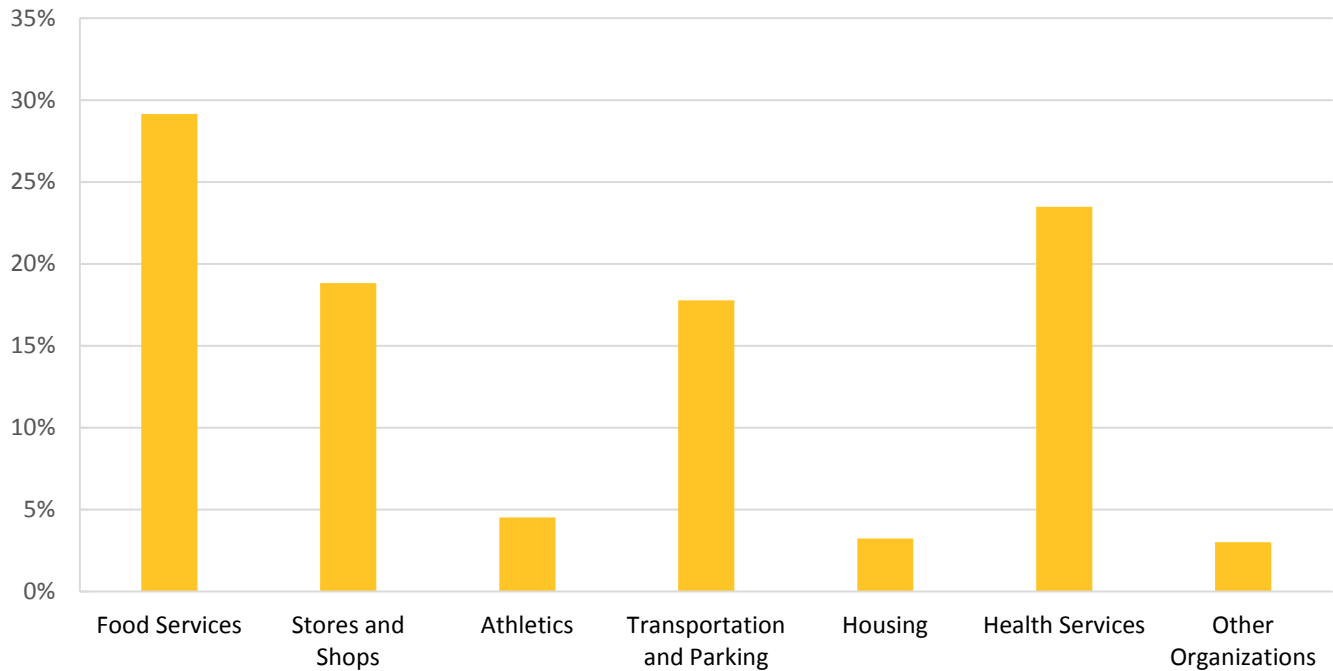
Gift Source	FY 2010	FY 2011	FY 2012	FY 2013	FY 2014	FY 2015	\$Change
Corporations	3,818,323	997,068	1,049,784	647,672	2,115,328	1,158,843	-2,659,480
Foundations	1,237,920	1,998,107	907,696	1,357,596	892,679	2,085,824	847,904
Individuals	1,746,295	212,497	1,402,486	1,519,295	525,388	5,736,241	3,989,946
KSUF Trustees	799,240	126,580	379,550	197,428	259,655	642,916	-156,324
KSU Alumni	147,881	323,931	119,524	235,003	361,043	769,116	621,235
KSU Campus	121,036	128,619	163,820	210,494	186,585	246,389	125,353
Current Students	-	-	-	-	-	3,030	-
Parents	-	-	-	-	-	22,033	-
Other Organizations <sup>1</sup>	.	.	.	3,451	28,822	156,569	-
<b>Total \$</b>	<b>\$14,730,586</b>	<b>\$7,870,695</b>	<b>\$3,786,802</b>	<b>\$4,022,860</b>	<b>\$4,369,500</b>	<b>\$10,820,960</b>	<b>-\$3,909,626</b>

Note: Effective Fall Semester 2015, Kennesaw State University and Southern Polytechnic State University consolidated into one institution.

1. Other Organizations include fund raising consortia and other non-profits.

## Revenue Sources FY 2016

Percentage



Source: Kennesaw State University Office of Budget and Planning

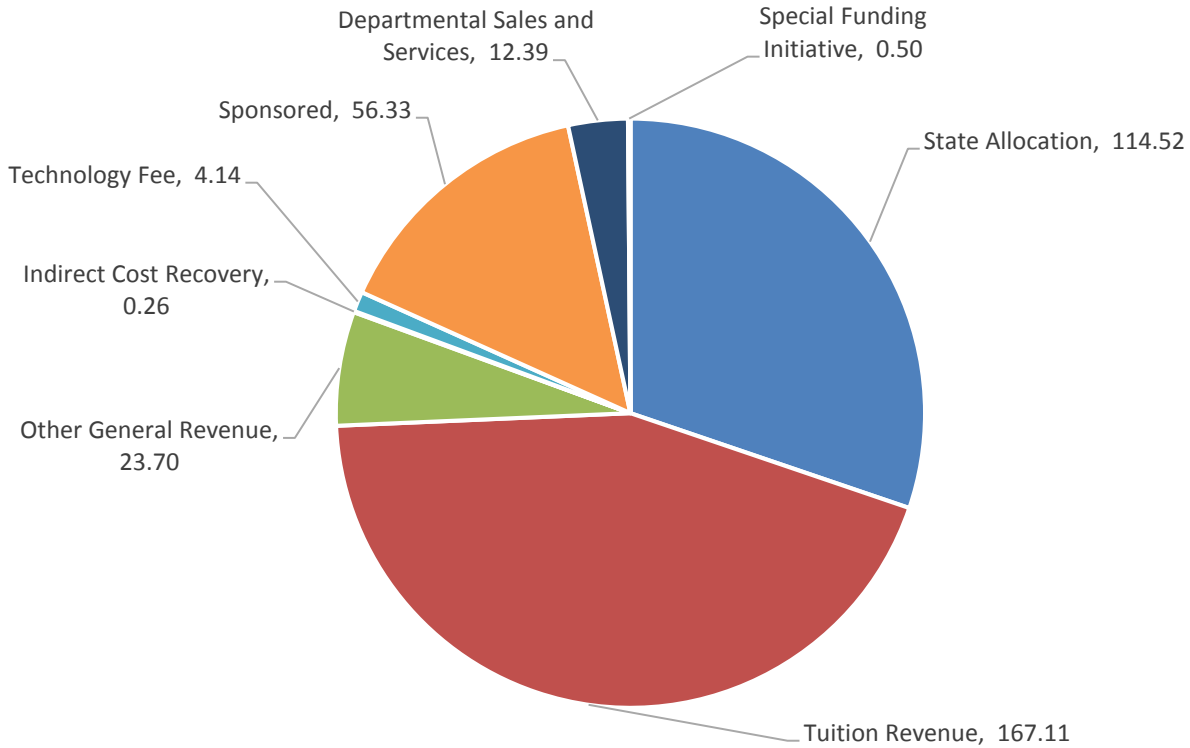
## Revenue Sources FY 2016

Auxiliary Unit	Revenue	% Total
Food Services	23,145,647	29%
Stores and Shops	14,954,174	19%
Athletics	3,592,756	5%
Transportation and Parking	14,107,619	18%
Housing	2,567,125	3%
Health Services	18,640,765	23%
Other Organizations	2,388,011	3%
<b>Total Available</b>	<b>\$79,396,097</b>	<b>100%</b>

Note: Effective Fall Semester 2015, Kennesaw State University and Southern Polytechnic State University consolidated into one institution.



## Five Year E & G Revenue Trend Analysis



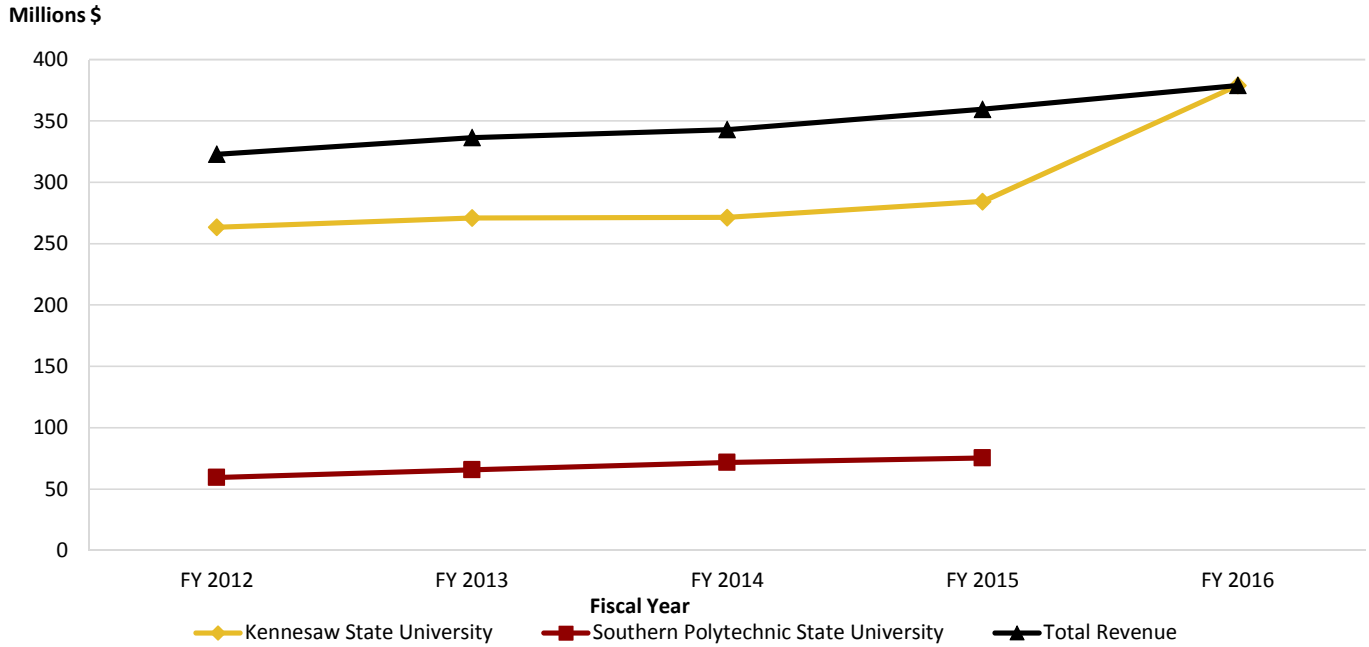
Source: Kennesaw State University Office of Budget and Planning

## Five Year E & G Revenue Trend Analysis

Sources	Consolidation				
	FY2012	FY2013	FY2014	FY2015	FY2016
<b>Kennesaw State University</b>					
State Allocation	74.35	79.27	82.05	84.63	114.52
Tuition Revenue	108.02	114.72	113.00	120.38	167.11
Other General Revenue	19.12	18.28	16.37	17.06	23.70
Indirect Cost Recovery	0.61	0.27	0.36	0.38	0.26
Technology Fee	3.05	3.06	2.81	2.72	4.14
Sponsored	50.96	46.55	46.92	49.99	56.33
Departmental Sales and Services	7.08	8.46	9.58	8.91	12.39
Special Funding Initiative	-	-	-	0.20	0.50
Research Consortium	0.22	0.21	0.21	-	-
<b>Total KSU Revenue</b>	<b>\$263.41</b>	<b>\$270.82</b>	<b>\$271.29</b>	<b>\$284.27</b>	<b>\$378.95</b>
<b>Southern Polytechnic State University</b>	<b>\$59.43</b>	<b>\$65.51</b>	<b>\$71.64</b>	<b>\$75.18</b>	<b>-</b>
<b>Total Revenue</b>	<b>\$322.85</b>	<b>\$336.32</b>	<b>\$342.93</b>	<b>\$359.45</b>	<b>\$378.95</b>

Note: Effective Fall Semester 2015, Kennesaw State University and Southern Polytechnic State University consolidated into one institution.

## Five Year E & G Revenue Trend



Source: Kennesaw State University Office of Budget and Planning

## Five Year E & G Revenue Trend

	FY 2012	FY 2013	FY 2014	FY 2015	Consolidation FY 2016
<b>Kennesaw State University</b>					
State Allocation	74.35	79.27	82.05	84.63	114.52
Tuition Revenue	108.02	114.72	113.00	120.38	167.11
Other General Revenue	19.12	18.28	16.37	17.06	23.70
Indirect Cost Recovery	0.61	0.27	0.36	0.38	0.26
Technology Fee	3.05	3.06	2.81	2.72	4.14
Sponsored	50.96	46.55	46.92	49.99	56.33
Departmental Sales and Services	7.08	8.46	9.58	8.91	12.39
Special Funding Initiative	0.00	0.00	0.00	0.20	0.50
Research Consortium	0.22	0.21	0.21	0.00	0.00
<b>Total KSU Revenue</b>	<b>\$263.41</b>	<b>\$270.82</b>	<b>\$271.29</b>	<b>\$284.27</b>	<b>\$378.95</b>
<b>Southern Polytechnic State University</b>	<b>\$59.43</b>	<b>\$65.51</b>	<b>\$71.64</b>	<b>\$75.18</b>	<b>-</b>
<b>Total Revenue</b>	<b>\$322.85</b>	<b>\$336.32</b>	<b>\$342.93</b>	<b>\$359.45</b>	<b>\$378.95</b>

Note: Effective Fall Semester 2015, Kennesaw State University and Southern Polytechnic State University consolidated into one institution.

## List of Facilities Kennesaw Campus

Land			
Kennesaw Campus - 384 Acres			
Classrooms/Offices/Support	Gross Sq. Ft.	Year Built	Year Acquired
Music Building	8,570	1967	1967
Public Safety	9,365	1967	1967
Technology Annex	14,316	1967	1967
University College	21,014	1967	1967
W. Wyman Pilcher Public Service Building	21,014	1967	1967
Willingham Hall	21,014	1967	1967
Mathematics and Statistics	31,615	1967	1967
Student Recreation and Wellness Center	40,010	1967	1967
James W. Carmichael Student Center	38,606	1975	1975
Horace W. Sturgis Library	100,617	1981	1981
Student Health Services	5,092	1986	2002
Student Health Services Clinic	5,408	1986	2002
International House	5,836	1986	2002
House55-Music&Ent Business	6,024	1986	2002
CASA and Center for Elections	7,945	1986	2002
CETL	6,441	1986	2002
ATOMS Center & GYSTC	8,395	1986	2002
Alumni Affairs	9,848	1986	2002
Distance Learning Center	8,440	1986	2002
Office Annex	6,480	1989	1989
Joe Mack Wilson Performing Arts Building	37,949	1989	1989
KSU Center	162,577	1984	1999
A.L. Burruss Building	105,385	1991	1991
Solarium Student Center Addition	1,500	1992	1992
Softball Stadium	1,733	1993	1993
Baseball Stadium	1,850	1993	1993
LeoDelle and Lex Jolley Lodge	6,871	1993	1993
Bookstore	12,896	1993	1993
Chastain Pointe	168,124	1995	2003
Science Building	104,336	1995	1995
Student Athlete Success Services	6,903	1998	2008
Technology Services	20,758	1998	1998
Student Center Addition	68,469	1998	1998
Kennesaw Hall	131,182	1998	1998
Visual Arts Building	32,423	1999	1999
Town Point	92,608	2000	2006
Cox Family Enterprise Center	3,508	2002	2002
Bobbie Bailey Athletic Complex	21,377	2002	2002
Clendenin Building	37,184	2002	2002
Convocation Center	130,893	2002	2005
Auxiliary Services	4,330	2003	2005
English Building	67,267	2003	2003
Student Recreation and Wellness Center Addition	15,981	2005	2005
Social Sciences Building	162,595	2005	2005
Bailey Performance Center	31,970	2006	2006

## List of Facilities Kennesaw Campus (continued)

<b>Classrooms/Offices/Support</b>	<b>Gross Sq. Ft.</b>	<b>Year Built</b>	<b>Year Acquired</b>
Wilson Annex	17,937	2008	2009
Commons Dining Hall	51,767	2008	2009
Prillaman Health Sciences	191,556	2008	2010
Hitting And Pitching Building	4,147	2009	2009
Owl's Nest	15,901	2009	2009
Science Laboratory Building	74,203	2010	2012
KSU Stadium	80,187	2010	2010
Sport & Recreation Park	9,183	2012	2012
Zuckerman Museum of Art	9,793	2013	2013
Chantal and Tommy Bagwell Building	78,375	2013	2013
Siegel Student Recreation & Activities Center	127,202	2013	2013
3305 Busbee Drive	146,919	2004	2015
<b>Student Housing</b>	<b>Beds</b>	<b>Year Built</b>	<b>Year Acquired</b>
KSU Place	550	1984	2002
Austin Residence Complex I	700	2002	2002
University Village Phase I + II	881	2003	2004
University Village Phase III	915	2007	2008
Austin Residence Complex II	451	2011	2011
<b>Parking</b>	<b>Spaces</b>	<b>Year Built</b>	<b>Year Acquired</b>
Parking Deck West	667	2003	2003
Parking Deck East	1,478	2003	2003
Parking Deck North	1,443	2004	2004
Parking Deck Central	2,586	2007	2008

## List of Facilities Marietta Campus

Land			
Marietta Campus - 197 Acres			
Classrooms/Offices/Support	Gross Sq. Ft.	Year Built	Year Acquired
Design 1	35,027	1961	1961
Administration	16,620	1962	1962
Crawford Lab	31,158	1962	1962
Engineering Lab	35,036	1962	1962
Mathematics	28,595	1962	1962
Gymnasium	29,182	1966	1966
Lawrence V. Johnson Library	58,175	1968	1968
Civil Engineering Technology	15,248	1975	1975
Joe Mack Wilson Student Center	86,243	1977	1977
Student Competitions Team	7,891	1983	1983
Wilder Communications Center	4,010	1985	1985
Facilities Central Receiving	7,200	1985	1985
EW-ATET STORAGE	470	1985	1985
Academic Building	50,500	1986	1986
W.Claire Harris Textiles	31,673	1988	1988
Civil Engineering Soils Lab	1,800	1993	1993
Concessions/Restrooms	864	1995	1995
Facilities Grounds Storage	775	1995	1995
SA-ARCH MODULAR BLDG	576	1996	1996
Recreation and Wellness Center	35,948	1996	1996
Atrium Building	103,608	1998	1999
ET-HAZMAT STORAGE	236	2000	2000
Facilities Small Vehicle Storage	3,000	2000	2000
Facilities Cart and Archive File	1,267	2001	2001
Facilities Ground/Vehicle Shop	2,520	2001	2001
Architecture	101,793	2001	2001
Facilities Administrations	5,626	2001	2001
Facilities Maintenance Shop	12,156	2001	2001
Facilities Large Vehicle Storage	2,014	2002	2002
Building Z	32,000	2004	2004
Community Center	2,320	2004	2004
Housing Office	4,007	2004	2004
Courtyard Mail Room	1,266	2004	2004
Engineering Technology Center	130,000	2010	2010
Campus Restaurant	16,973	2010	2010
Design 2	16,519	2010	2010
University Columns Activity Center	2,543	2010	2010
Greenhouse	700	2012	2012

## List of Facilities Marietta Campus (continued)

<b>Student Housing</b>	<b>Beds</b>	<b>Year Built</b>	<b>Year Acquired</b>
Norton Hall	186	1965	1965
Howell Residence Hall	264	1966	1996
Commons 100	48	2000	2000
Commons 200	48	2000	2000
Commons 300	48	2000	2000
Commons 400	48	2000	2000
Commons 500	48	2000	2000
Commons 600	48	2000	2000

<b>Student Housing</b>	<b>Beds</b>	<b>Year Built</b>	<b>Year Acquired</b>
Courtyard 1000	136	2004	2004
Courtyard 2000	132	2004	2004
Courtyard 3000	144	2004	2004
Hornet Village 1	282	2010	2010
Hornet Village 2	318	2010	2010
University Columns 1	12	2010	2010
University Columns 2	12	2010	2010
University Columns 3	12	2010	2010
University Columns 4	12	2010	2010
University Columns 5	12	2010	2010
University Columns 6	12	2010	2010
University Columns 7	12	2010	2010
University Columns 8	12	2010	2010
University Columns 9	12	2010	2010
University Columns 10	12	2010	2010
<b>Parking</b>	<b>Spaces</b>	<b>Year Built</b>	<b>Year Acquired</b>
Parking Deck P60	833	2010	2010